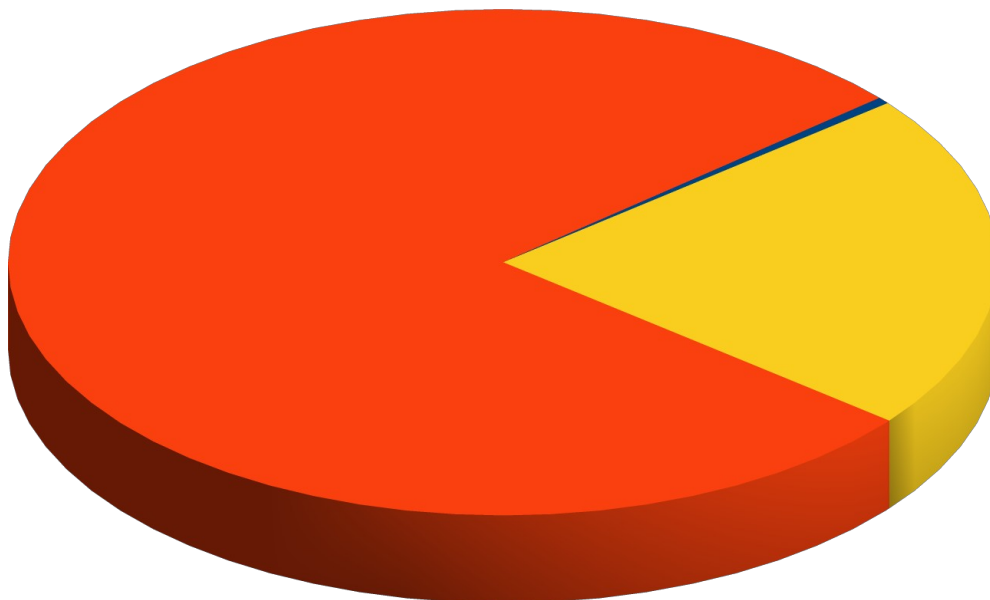


# ESTADÍSTICA VID 2020 COMUNITAT VALENCIANA

## 1. - PRODUCCIÓN DE PLANTA INJERTO

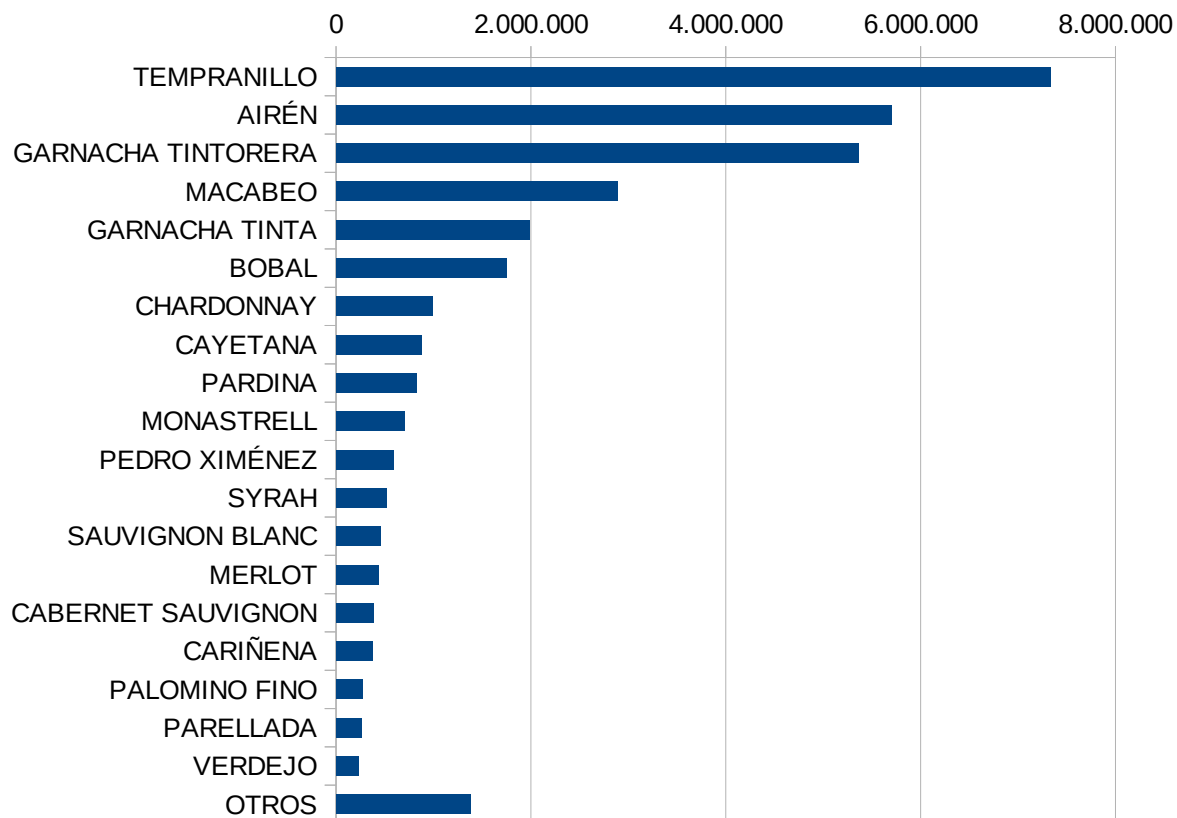
PLANTA INJERTO	UDS.
BASE	192.718
CERTIFICADA	35.685.129
ESTANDAR	9.881.042



■ BASE ■ CERTIFICADA ■ ESTANDAR

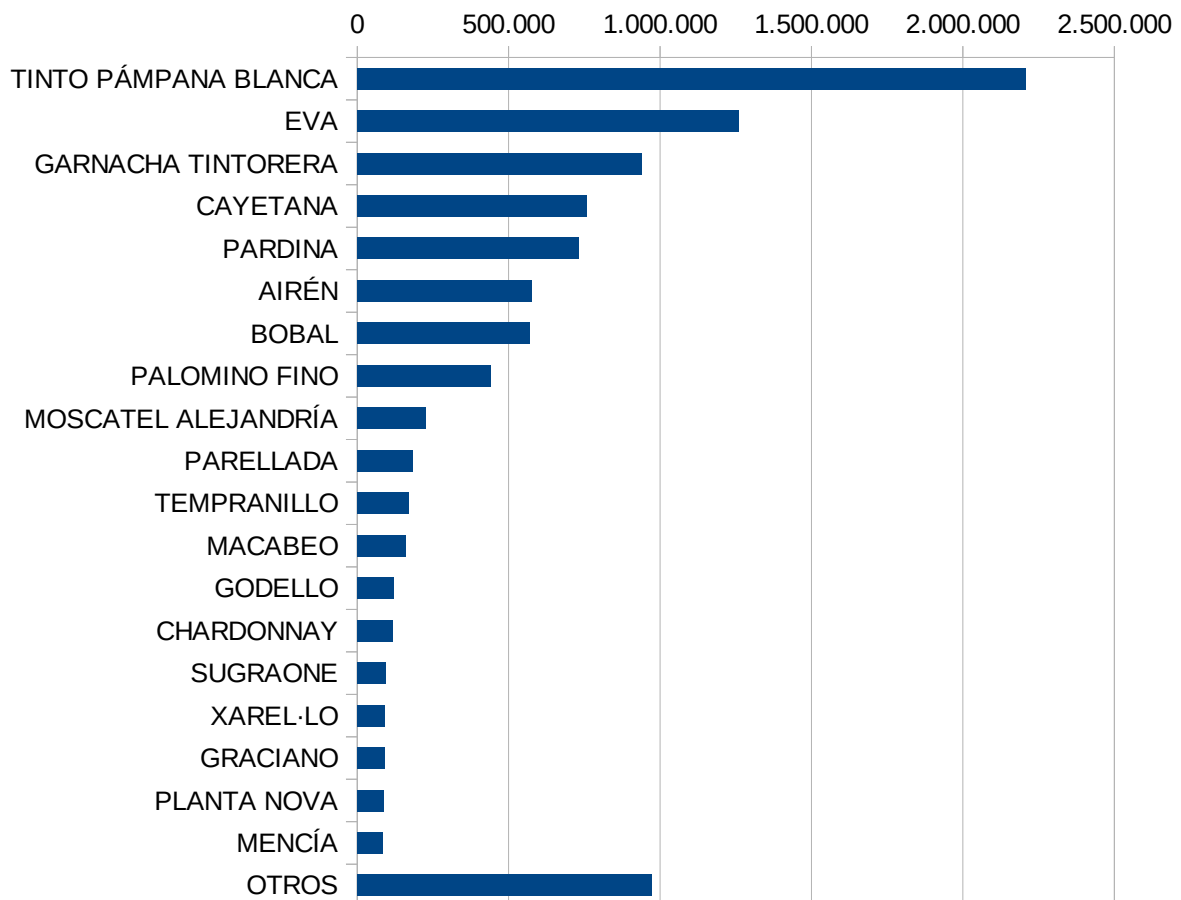
## 1.2. - PRODUCCIÓN PLANTAS CERTIFICADAS

VARIEDADES	UDS.
TEMPRANILLO	7.331.746
AIRÉN	5.697.305
GARNACHA TINTORERA	5.365.510
MACABEO	2.892.622
GARNACHA TINTA	1.989.525
BOBAL	1.748.800
CHARDONNAY	987.000
CAYETANA	877.454
PARDINA	829.400
MONASTRELL	707.765
PEDRO XIMÉNEZ	589.800
SYRAH	522.075
SAUVIGNON BLANC	451.750
MERLOT	440.734
CABERNET SAUVIGNON	382.133
CARIÑENA	375.950
PALOMINO FINO	277.000
PARELLADA	259.100
VERDEJO	231.200
OTROS	1.376.760
<b>TOTAL</b>	<b>33.333.629</b>



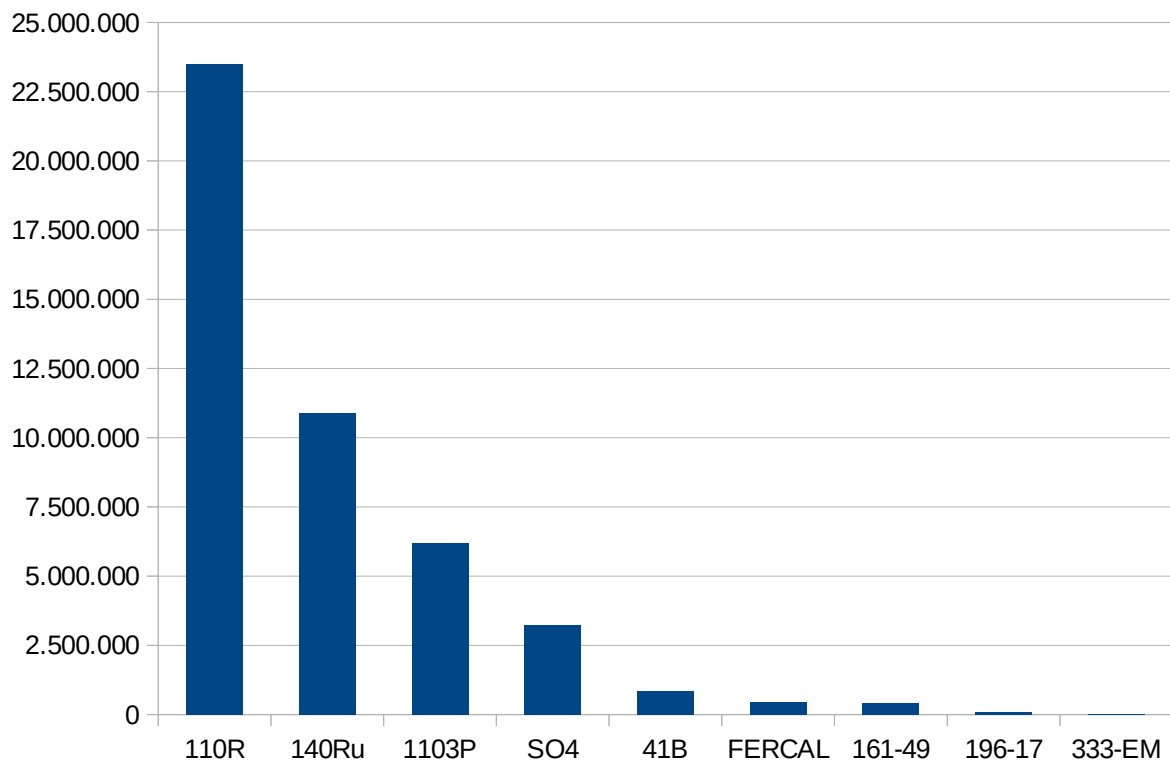
## 1.2. - PRODUCCIÓN PLANTAS ESTÁNDAR

VARIEDADES	UDS.
TINTO PÁMPANA BLANCA	2.207.920
EVA	1.260.588
GARNACHA TINTORERA	938.300
CAYETANA	756.800
PARDINA	731.000
AIRÉN	576.100
BOBAL	570.500
PALOMINO FINO	440.000
MOSCATEL ALEJANDRÍA	225.900
PARELLADA	183.050
TEMPRANILLO	172.000
MACABEO	160.000
GODELLO	120.000
CHARDONNAY	116.000
SUGRAONE	94.300
XAREL·LO	91.000
GRACIANO	90.000
PLANTA NOVA	88.950
MENCÍA	85.000
OTROS	973.634
<b>TOTAL</b>	<b>9.881.042</b>



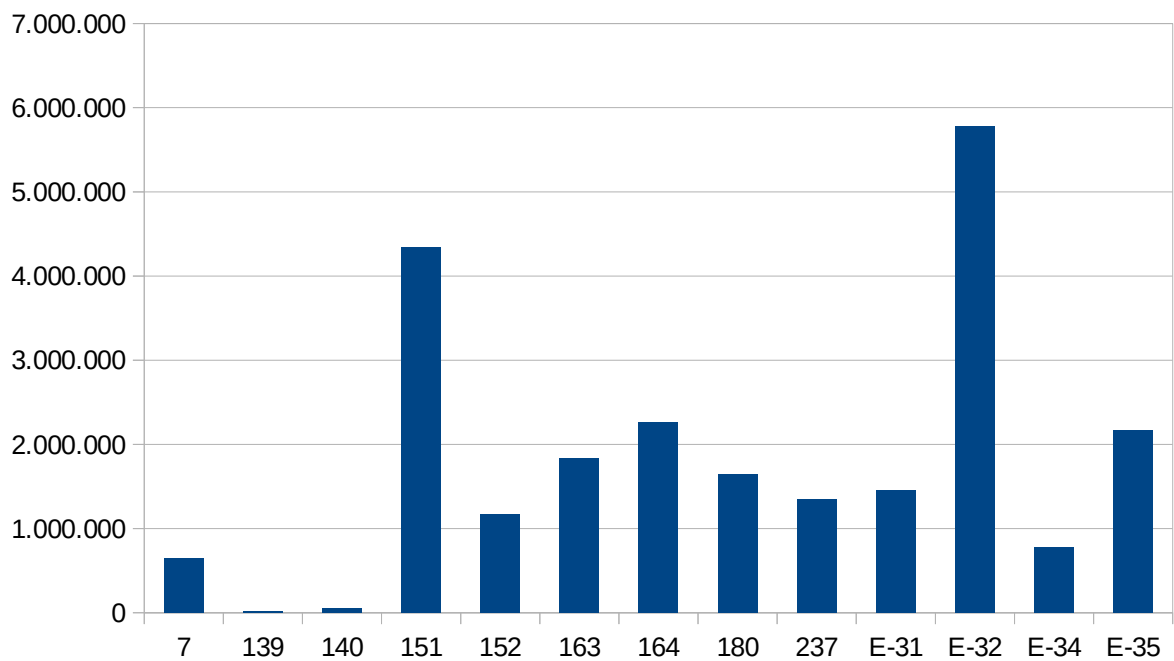
## **2 - PATRONES UTILIZADOS Y SUS CLONES**

<b>PATRONES</b>	<b>UDS.</b>
<b>110R</b>	23.489.984
<b>140Ru</b>	10.874.085
<b>1103P</b>	6.172.162
<b>SO4</b>	3.215.650
<b>41B</b>	845.760
<b>FERCAL</b>	447.850
<b>161-49</b>	415.750
<b>196-17</b>	86.250
<b>333-EM</b>	18.680
<b>TOTAL</b>	<b>45.566.171</b>

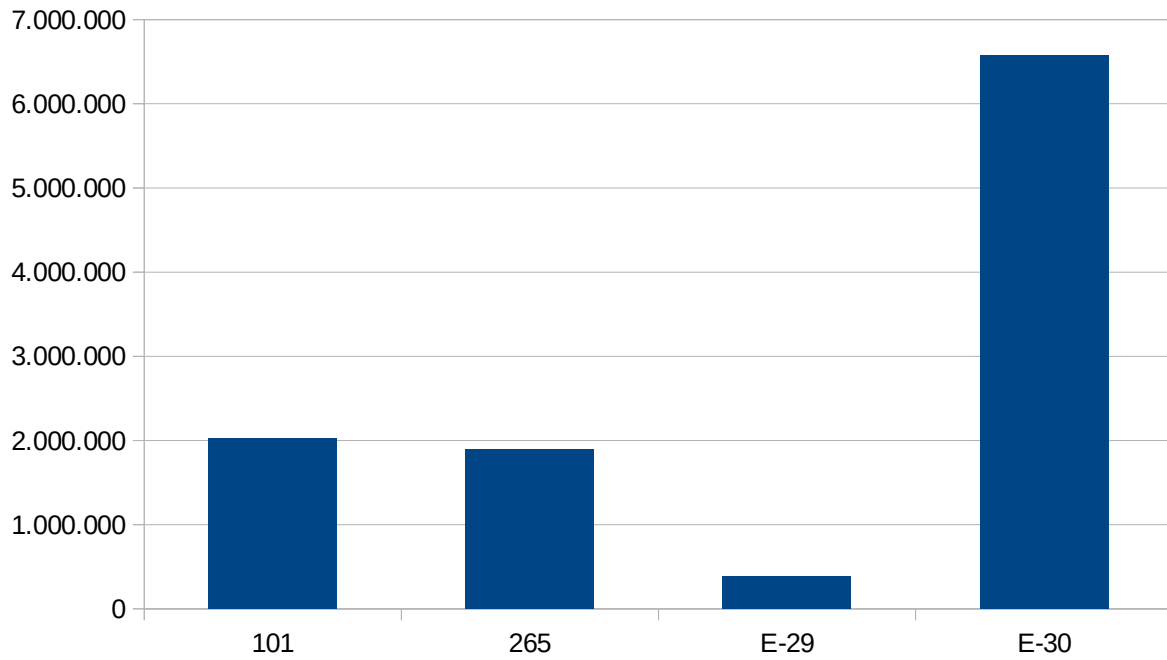


## **2.1. - CLONES PATRONES MÁS USADOS**

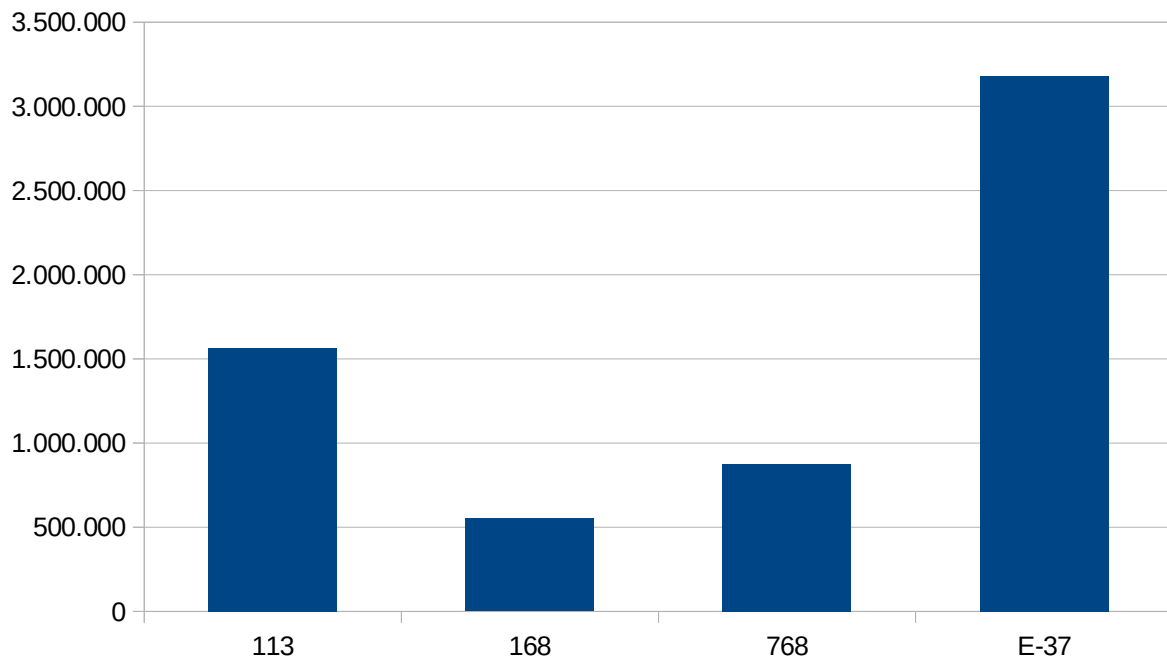
<b>110R</b>	
<b>CLONES</b>	<b>UDS.</b>
7	652.450
139	21.000
140	54.500
151	4.336.569
152	1.168.500
163	1.840.434
164	2.258.250
180	1.643.650
237	1.342.550
E-31	1.455.900
E-32	5.773.708
E-34	778.400
E-35	2.164.073
<b>TOTAL</b>	<b>23.489.984</b>



140Ru	
CLONES	UDS.
101	2.021.998
265	1.892.295
E-29	389.600
E-30	6.570.192
<b>TOTAL</b>	<b>10.874.085</b>

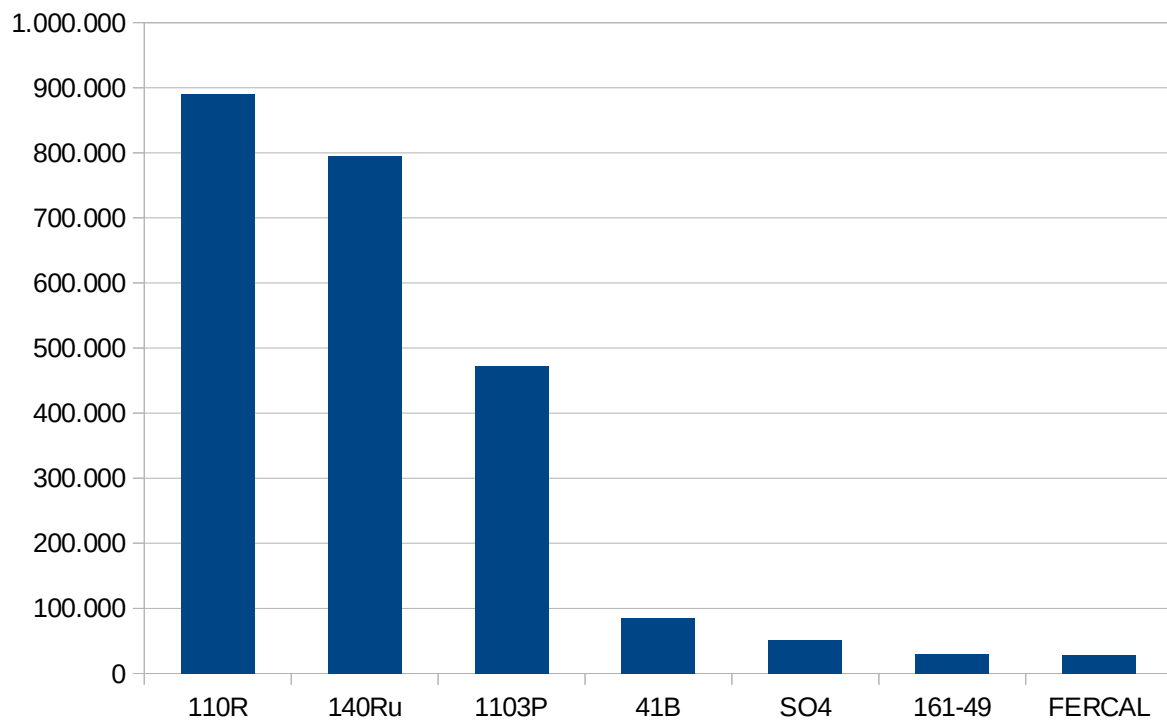


1103P	
CLONES	UDS.
113	1.563.931
168	551.950
768	873.850
E-37	3.182.431
<b>TOTAL</b>	<b>6.172.162</b>



### **3 – PRODUCCIÓN DE BARBADOS Y CLONES MÁS USADOS**

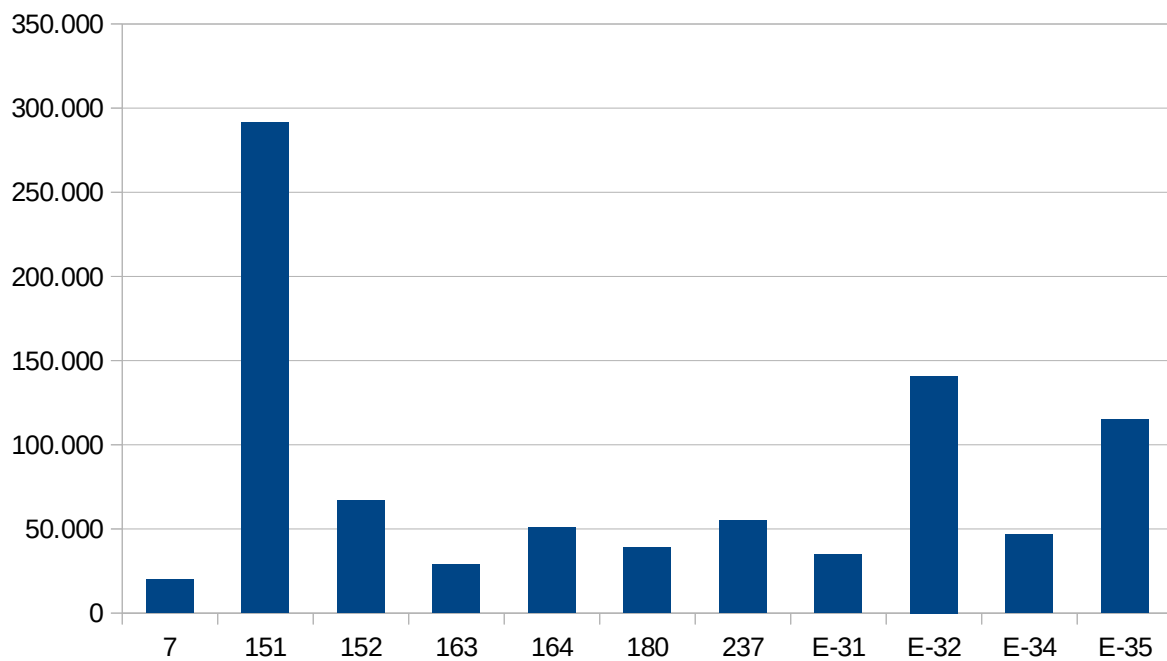
<b>BARBADOS</b>	<b>UDS.</b>
<b>110R</b>	889.750
<b>140Ru</b>	795.300
<b>1103P</b>	472.100
<b>41B</b>	85.200
<b>SO4</b>	50.650
<b>161-49</b>	30.000
<b>FERCAL</b>	28.500
<b>TOTAL</b>	<b>2.351.500</b>



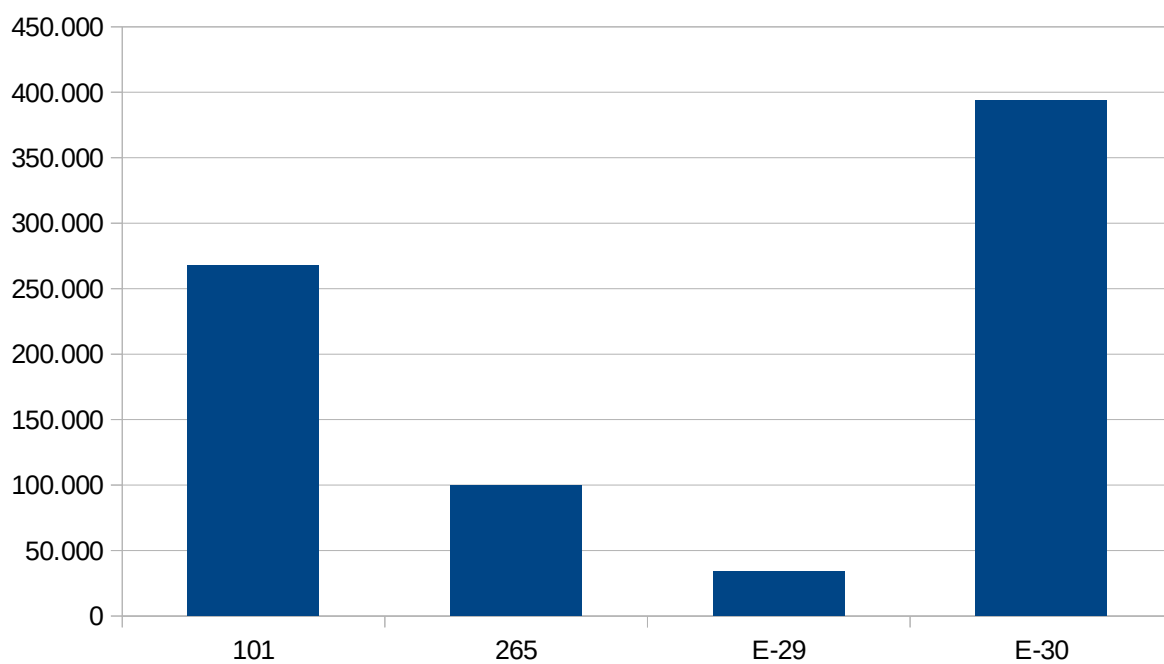


### **3.1. - CLONES BARBADOS MÁS USADOS**

<b>110R</b>	
<b>CLONES</b>	<b>UDS.</b>
7	20.000
151	291.550
152	67.000
163	29.100
164	50.900
180	39.000
237	55.000
E-31	35.000
E-32	140.900
E-34	46.500
E-35	114.800
<b>TOTAL</b>	<b>889.750</b>



140Ru	
CLONES	UDS.
101	267.600
265	100.000
E-29	34.200
E-30	393.500
<b>TOTAL</b>	<b>795.300</b>



1103P	
CLONES	UDS.
113	78.450
168	76.350
768	97.100
E-37	220.200
<b>TOTAL</b>	<b>472.100</b>

