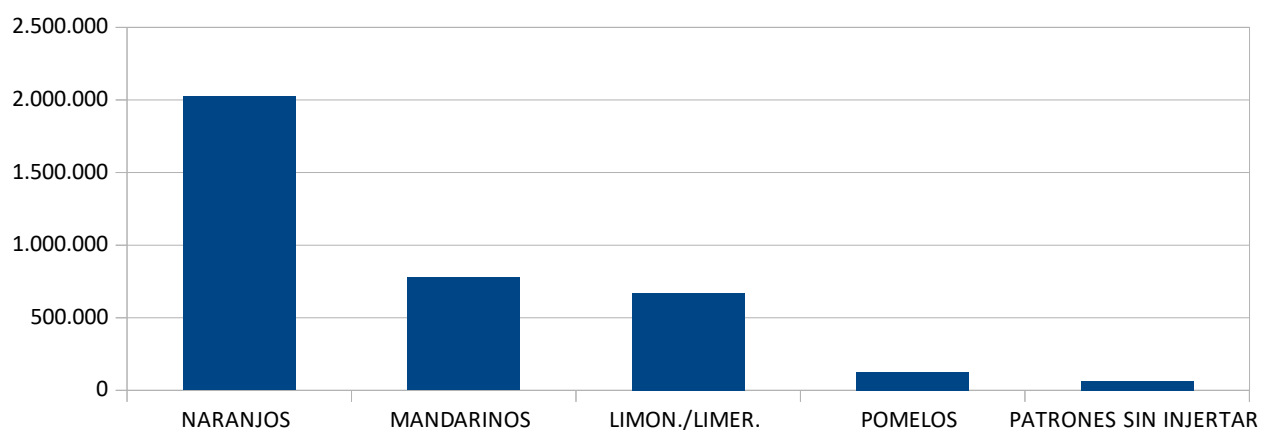


## ESTADÍSTICA CÍTRICOS 2020 COMUNITAT VALENCIANA:

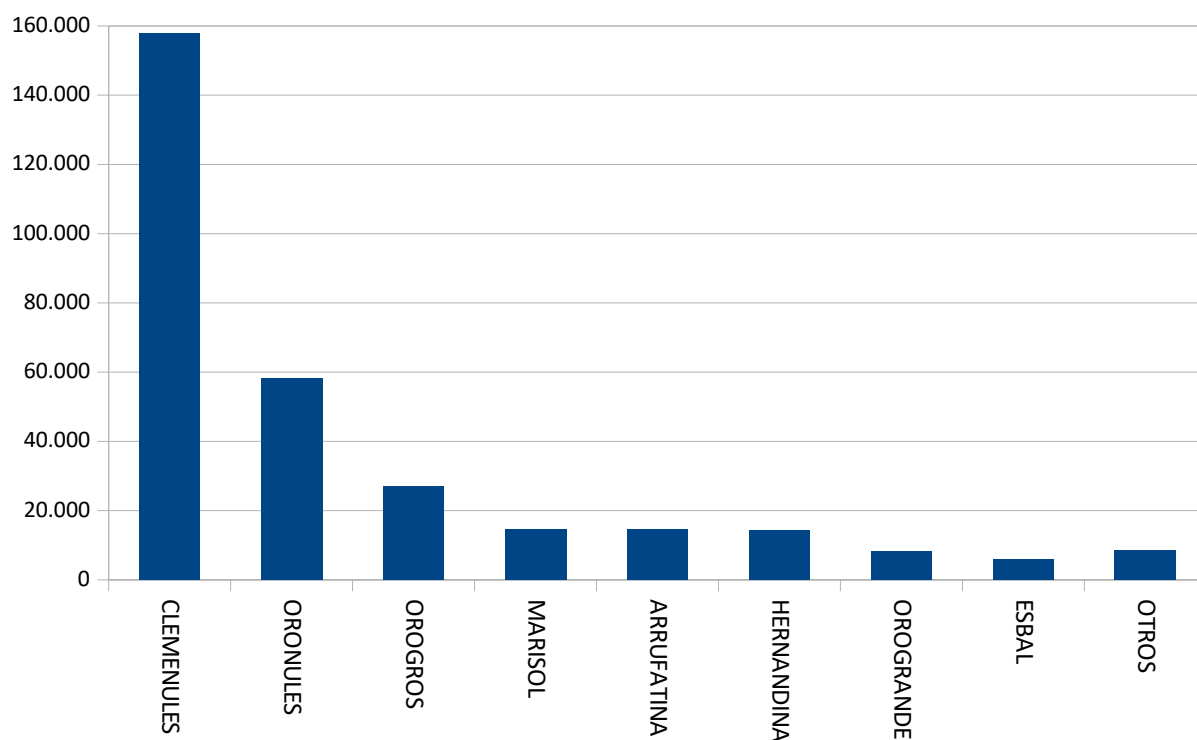
- **TOTAL PLANTONES CÍTRICOS (UDS).**

VARIEDAD-CLON	N.º PLANTAS
NARANJOS	2.024.507
MANDARINOS	776.911
LIMON./LIMER.	668.870
POMELOS	124.078
PATRONES SIN INJERTAR	64.673



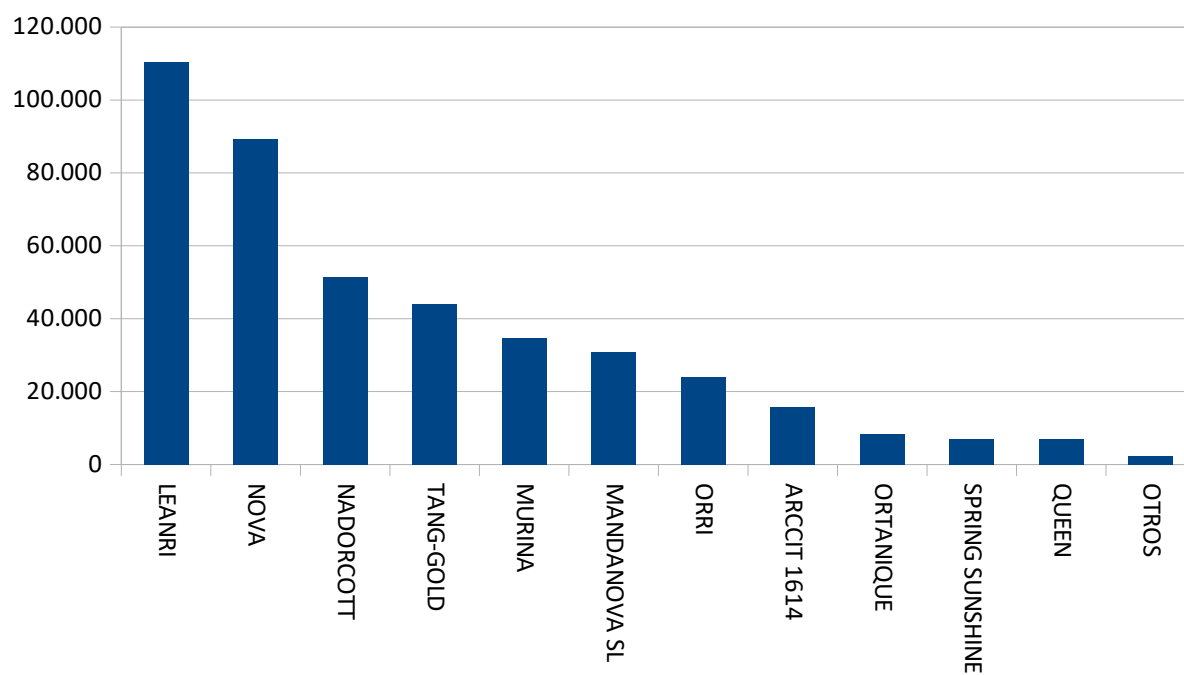
- **PLANTONES CLEMENTINOS POR VARIEDAD (UDS)**

VARIEDAD-CLON	Nº PLANTAS
CLEMENULES	157.895
ORONULES	58.075
OROGROS	26.908
MARISOL	14.716
ARRUFATINA	14.629
HERNANDINA	14.301
OROGRANDE	8.300
ESBAL	5.859
OTROS	8.401
<b>Total Clementinos</b>	<b>324.940</b>



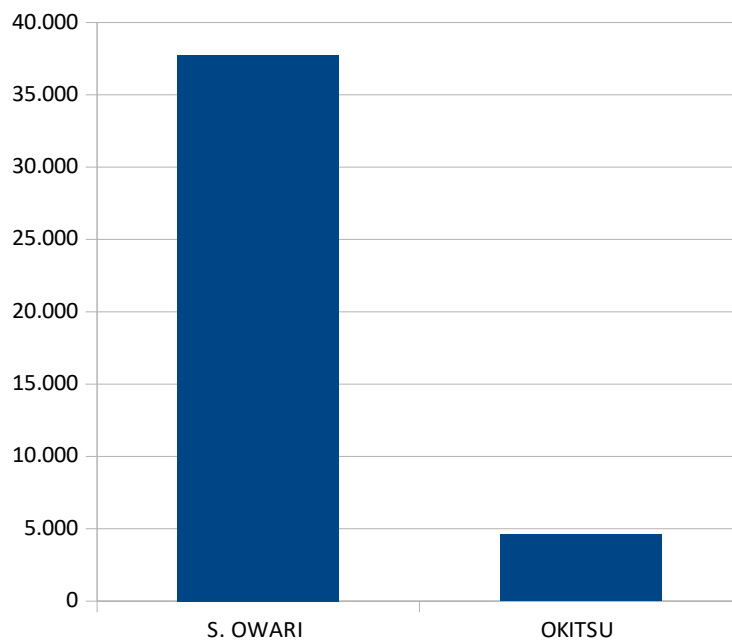
- **PLANTONES MANDARINOS HÍBRIDOS POR VARIEDAD (UDS)**

VARIEDAD-CLON	Nº PLANTAS
LEANRI	110.500
NOVA	89.397
NADORCOTT	51.503
TANG-GOLD	44.015
MURINA	34.671
MANDANOVA SL	30.949
ORRI	23.971
ARCCIT 1614	15.856
ORTANIQUE	8.321
SPRING SUNSHINE	7.015
QUEEN	6.870
OTROS	2.390
<b>Total mandarinos híbridos</b>	<b>409.602</b>



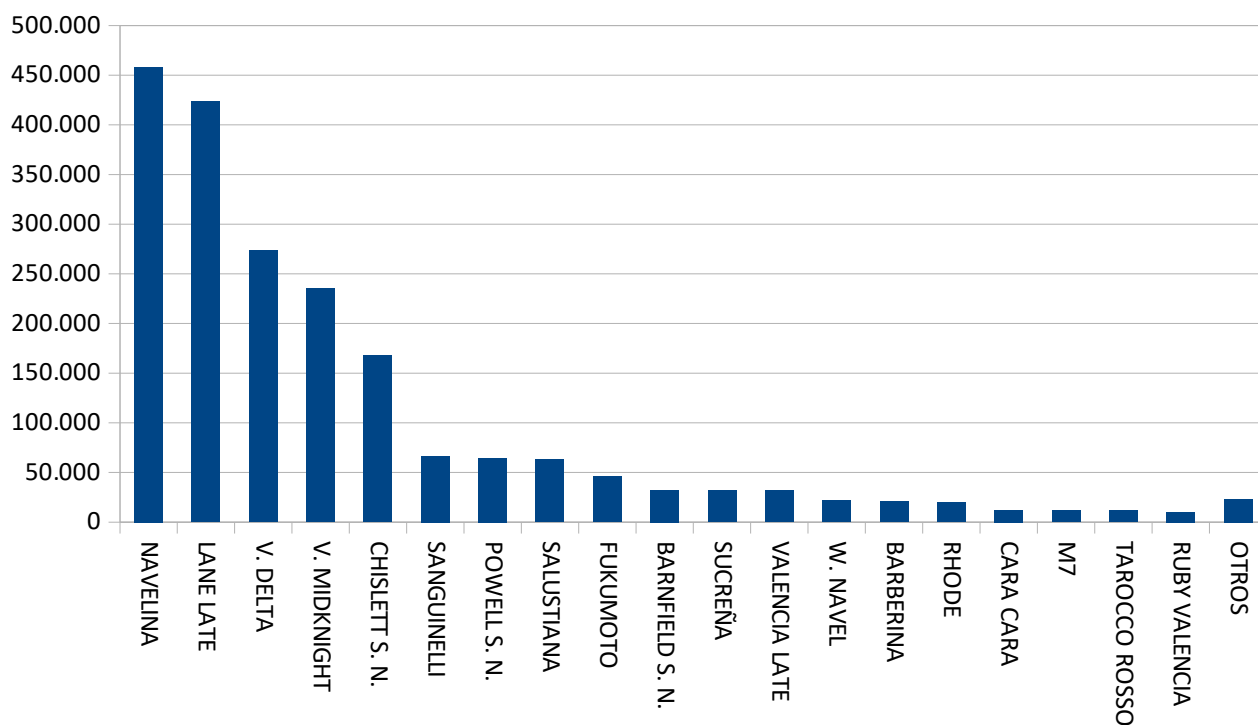
- **PLANTONES SATSUMOS POR VARIEDAD (UDS)**

<b>VARIEDAD-CLON</b>	<b>Nº PLANTAS</b>
S. OWARI	37.748
OKITSU	4.621
<b>Total satsumos</b>	<b>42.369</b>



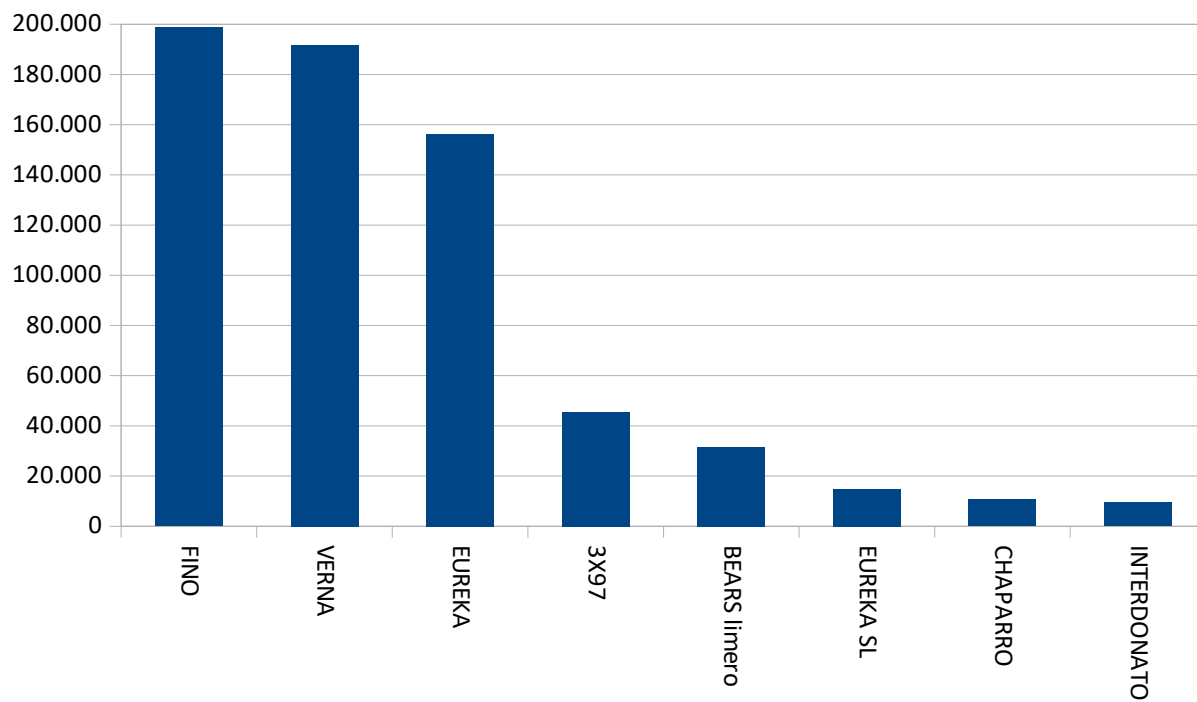
- **PLANTONES NARANJOS POR VARIEDAD (UDS)**

VARIEDAD-CLON	N.º PLANTAS
NAVELINA	458.268
LANE LATE	423.347
V. DELTA	273.401
V. MIDKNIGHT	234.953
CHISLETT S. N.	167.880
SANGUINELLI	66.609
POWELL S. N.	64.627
SALUSTIANA	62.833
FUKUMOTO	45.827
BARNFIELD S. N.	32.276
SUCREÑA	31.961
VALENCIA LATE	31.551
W. NAVEL	21.534
BARBERINA	20.600
RHODE	19.690
CARA CARA	12.357
M7	11.781
TAROCCO ROSSO	11.500
RUBY VALENCIA	10.307
OTROS	23.205
<b>TOTAL NARANJOS</b>	<b>2.024.507</b>



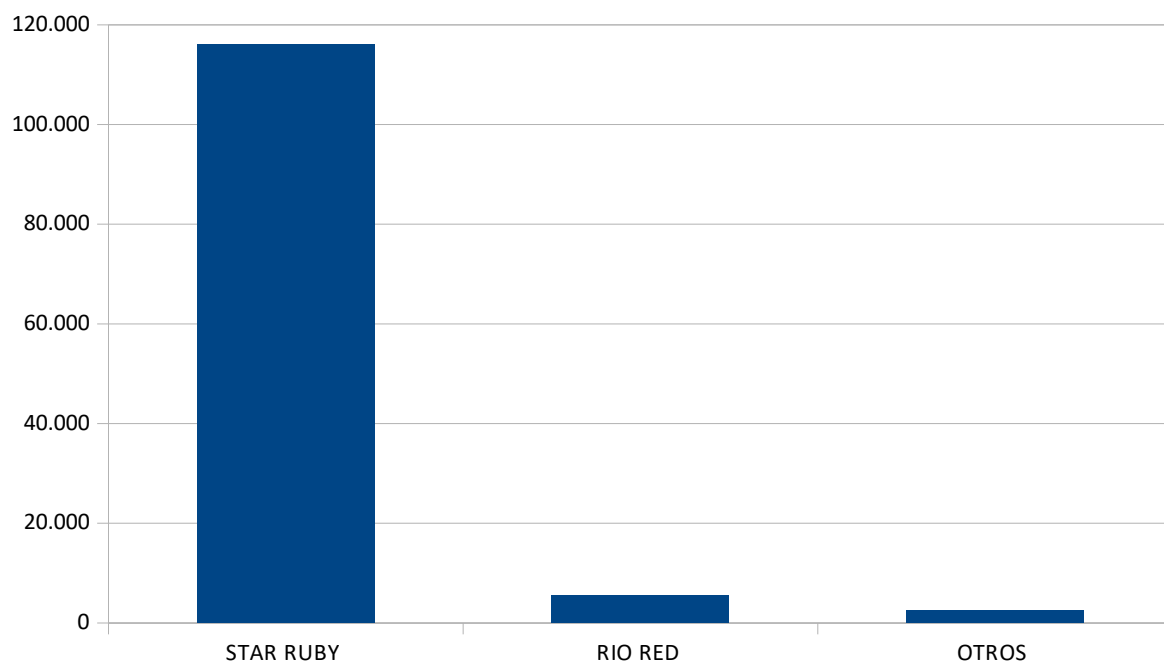
- **PLANTONES LIMONEROS/LIMEROS POR VARIEDAD (UDS)**

VARIEDAD-CLON	N.º PLANTAS
FINO	198.761
VERNA	191.694
EUREKA	156.297
3X97	45.590
BEARS limero	31.673
EUREKA SL	14.869
CHAPARRO	10.642
INTERDONATO	9.420
<b>TOTAL LIMON./LIMER.</b>	<b>668.870</b>



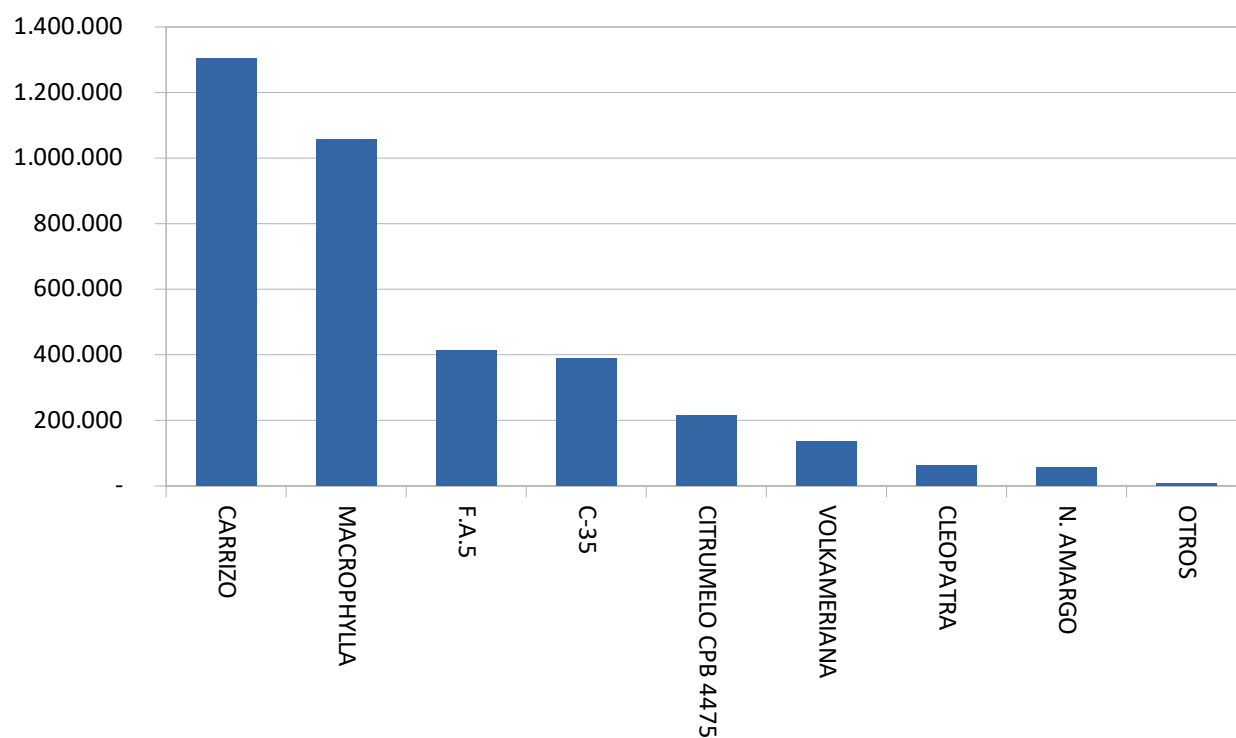
- **PLANTONES POMELOS POR VARIEDAD (UDS)**

<b>VARIEDAD-CLON</b>	<b>Nº PLANTAS</b>
STAR RUBY	116.087
RIO RED	5.537
OTROS	2.454
<b>TOTAL POMELOS</b>	<b>124.078</b>



- PATRONES CÍTRICOS MÁS UTILIZADOS (UDS)

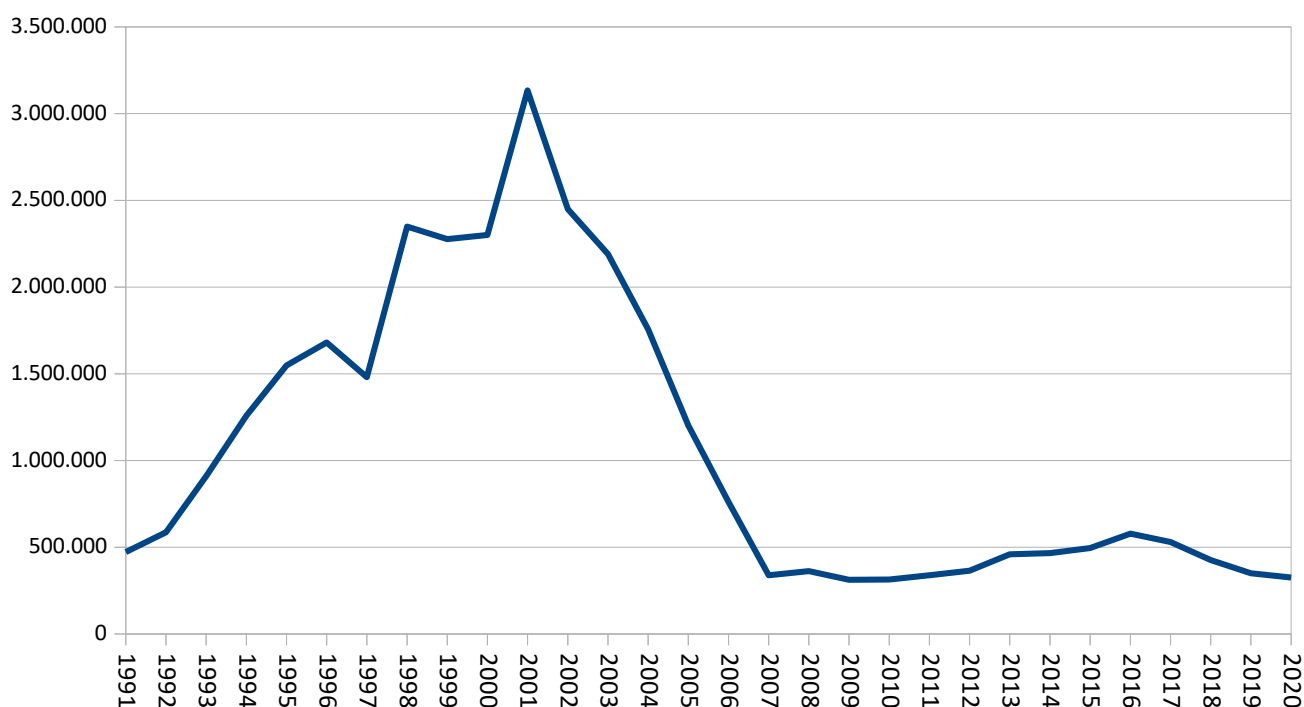
PATRONES	Nº PLANTAS
CARRIZO	1.303.748
MACROPHYLLA	1.058.070
F.A.5	414.078
C-35	387.970
CITRUMELO CPB 4475	214.404
VOLKAMERIANA	134.860
CLEOPATRA	62.120
N. AMARGO	55.944
OTROS	6.057





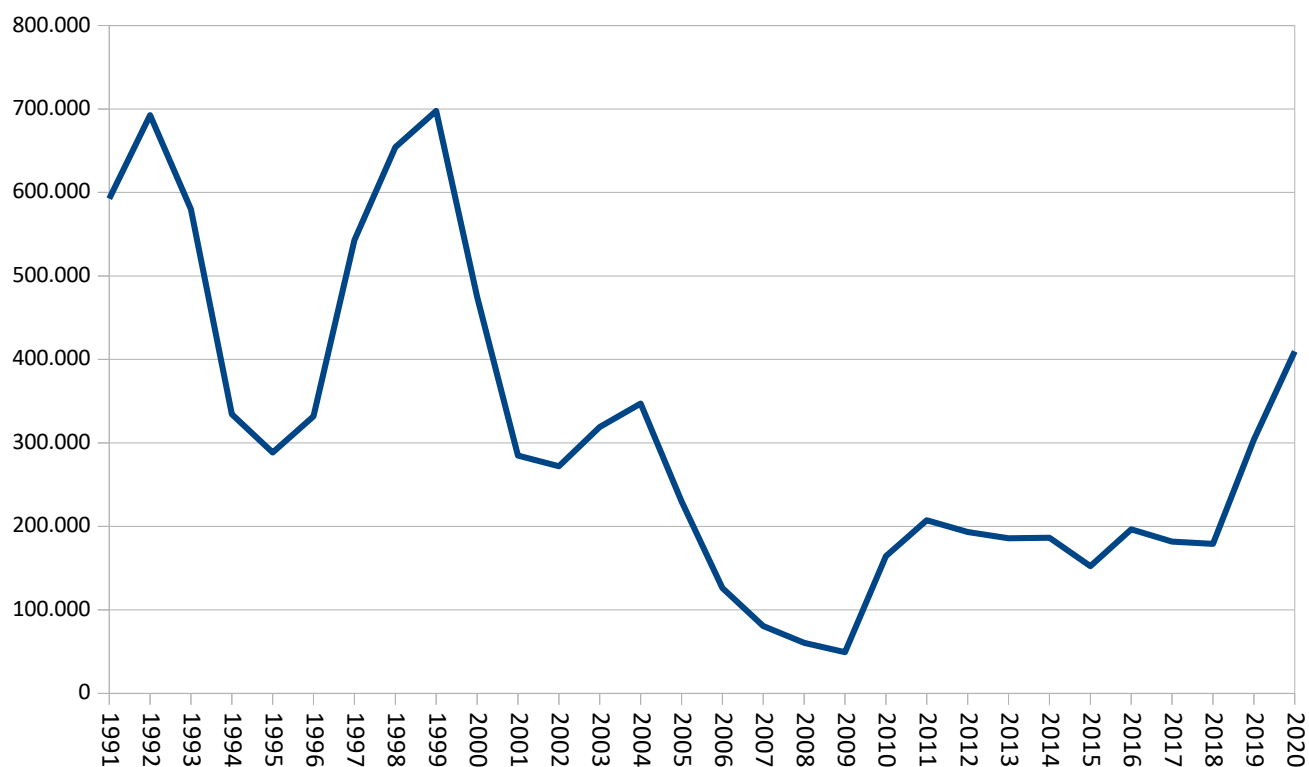
• EVOLUCIÓN PRODUCCIÓN CLEMENTINOS (UDS).

VARIETADES	2011	2012	2013	2014	2015	2016	2017	2018	2019	2020
CLEMENULES	140.113	123.146	112.108	127.444	138.553	214.571	151.328	153.961	155.215	157.895
OROGRANDE	10.765	13.919	12.239	10.361	11.812	13.155	14.496	10.007	8.159	8.300
MARISOL	10.364	21.875	25.166	21.139	12.986	13.549	10.809	8.904	3.707	14.716
HERNANDINA	43.080	32.619	24.531	15.994	15.440	19.953	18.012	12.480	16.025	14.301
CLEMENRUBI	71.415	64.388	67.373	19.998	9.910	19.623	11.109	5.540		
ORONULES	25.281	56.077	90.993	122.852	163.922	134.173	129.530	104.003	48.855	58.075
ARRUFATINA	22.657	25.989	36.724	34.264	37.147	37.542	31.453	43.344	23.992	14.629
CAPOLA	1.320	600	955	2.246	1.383	975	2.155			
LORETINA	4.596	3.256	2.900	196	327		3.000			3.014
OROVAL		410		340	319				8.860	
ESBAL	5.187	975	4.384	1.947	2.586	2.445	1.929	1.849	1.264	5.859
FINA	876	1.928	691	1.663	682	3.052	2.107	867	494	2.520
OROGROS		5.407	51.521	54.627	59.307	71.031	123.444	44.726	50.526	26.908
TOMATERA		306	655							
OCT-488	2.328	8.578	16.955	25.300	4.500	1.700	5.600			
CULTIFORT		2.000	10.000	5.500	15.450	22.355	10.455	26.200		
NULESSIN		3.187	944	378	1.393	1.088	1.881	8.797	1.738	
NEUFINA					1.934	5.700	7.121	4.323	3.793	2.649
CLEMENVERD				1.718		200	100	190		
CLEMENVAL				496			1.000	55		
CLEMENLATE				5.500						
NERO			475	14.372	17.867	16.847	1.332	169		
CLEMENCLARA							1.699	771		218
CLEMENALBA							595			
ANDES 1									21.694	
<b>TOTAL</b>	<b>337.982</b>	<b>364.660</b>	<b>458.614</b>	<b>466.335</b>	<b>495.518</b>	<b>577.959</b>	<b>529.155</b>	<b>426.186</b>	<b>344.322</b>	<b>309.084</b>



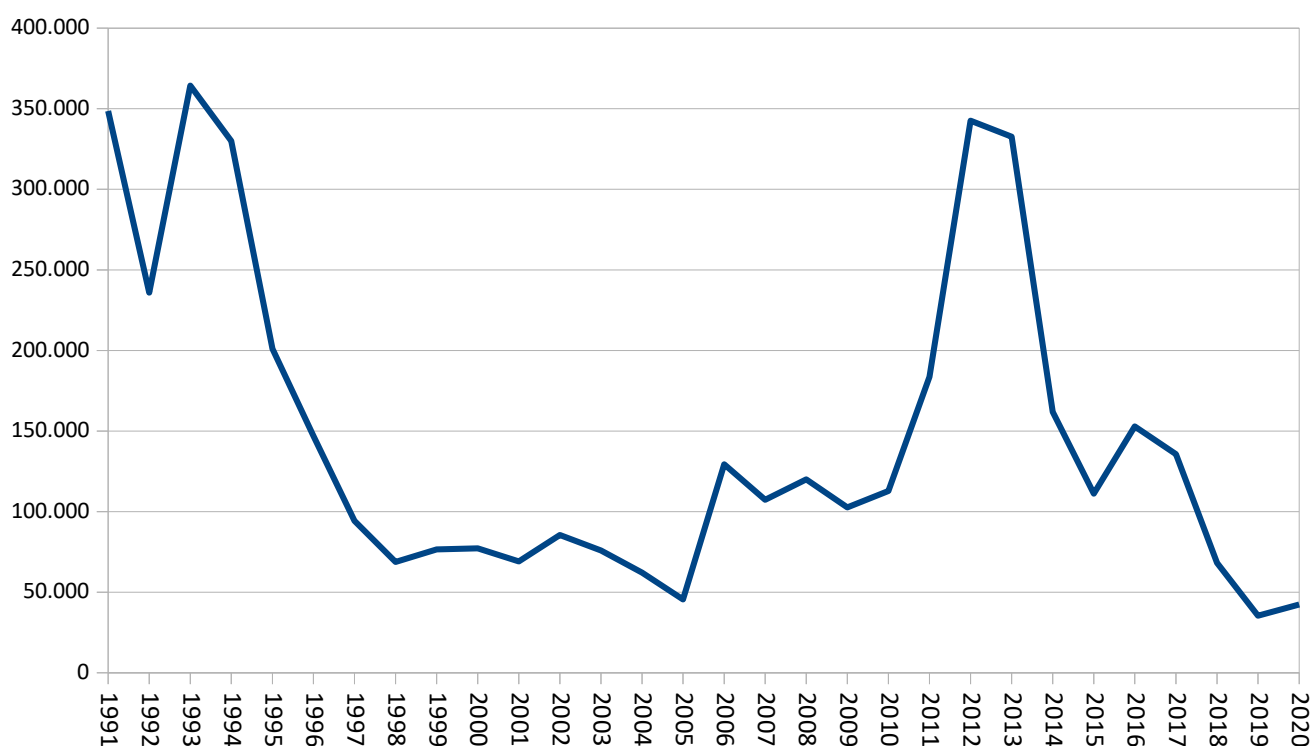
• EVOLUCIÓN PRODUCCIÓN MANDARINOS HÍBRIDOS (UDS).

VARIETADES	2011	2012	2013	2014	2015	2016	2017	2018	2019	2020
NOVA	37.947	28.054	45.405	34.321	50.861	92.812	57.728	59.220	69.925	89.397
ORTANIQUE	52.882	35.206	25.300	44.001	18.721	32.262	6.017	1.866	3.773	8.321
FORTUNE	2.087	4.388	4.338	980	3.873	80		186		
AFOURER/Nadorcott	17.884	19.874	20.205	5.168	31.611	45.973	48.031	74.087	60.579	51.503
SAFOR	65.421	59.522	38.081	31.573	7.297	6.049	416	300	1.219	1.472
MURCOTT	570	34.188	12.163	14.405	20.216	7.253	3.101	78		705
GARBI	30.155	11.860	6.864	5.790	325	29	202			
QUEEN			24.634	38.551	17.589	11.560	9.948	6.652	10.120	6.870
PRIMOSOLE			3.560						1.064	
MONCADA	412	8	1.090							
MONCALINA				6.653	1.821	450	1.025	161		
MURTA				4.660	145			3.990		
ENCORE			4.200	375						
MAND COMUN SH		285							916	213
LEANRI							9.055		2.423	110.500
MURINA							7.066	8.194	11.543	34.671
ORRI							5.345	5.090	12.508	23.971
TANG-GOLD							29.335	18.771	38.550	44.015
MANDANOVA SL									30.805	30.949
SPRIN SUNSHINE									24.553	7.015
ARCCIT 1614							200		5.044	15.856
<b>TOTAL</b>	<b>207.358</b>	<b>193.385</b>	<b>185.840</b>	<b>186.477</b>	<b>152.459</b>	<b>196.468</b>	<b>177.469</b>	<b>178.595</b>	<b>273.022</b>	<b>425.458</b>



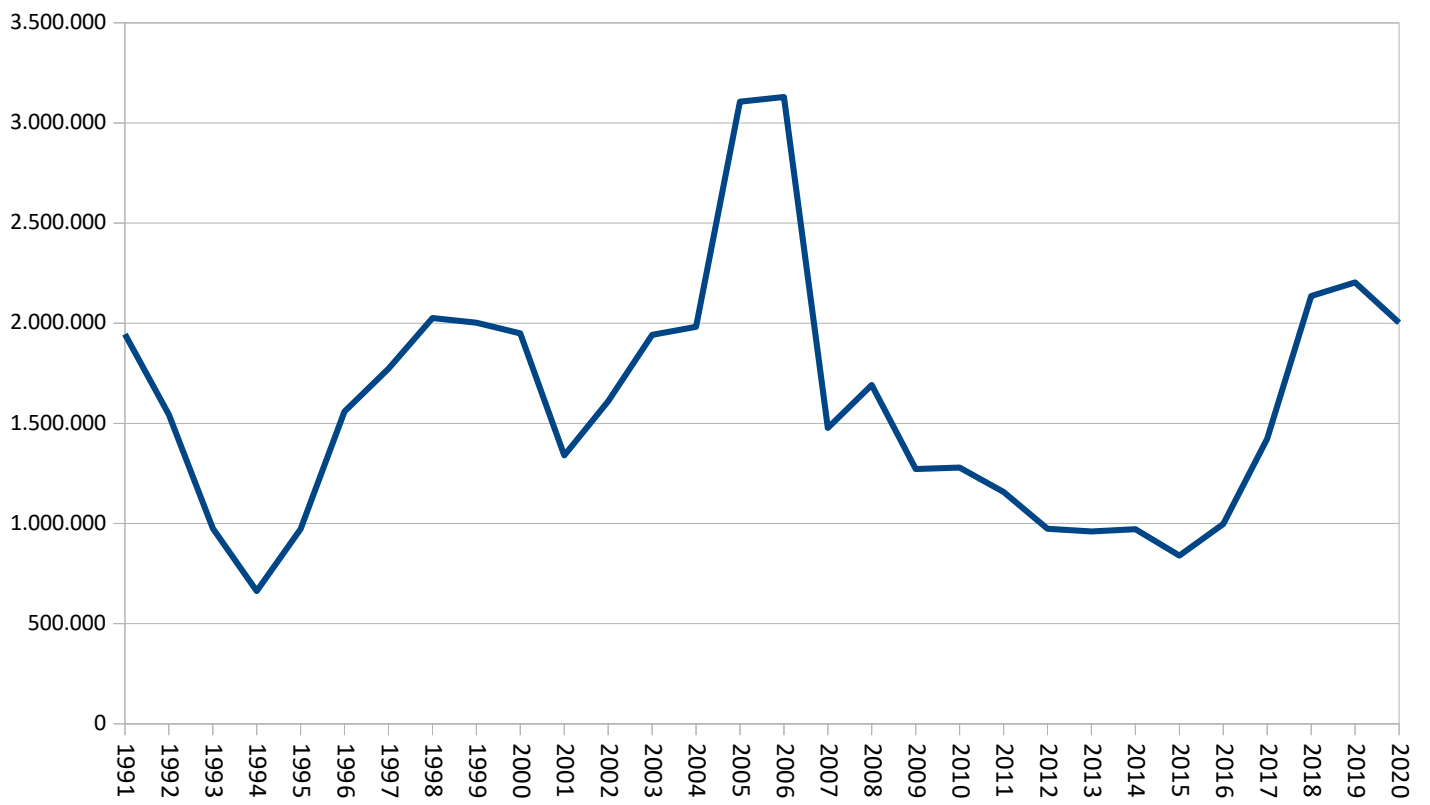
- EVOLUCIÓN PRODUCCIÓN SATSUMOS (UDS).

VARIETADES	2011	2012	2013	2014	2015	2016	2017	2018	2019	2020
OKITSU	26.707	67.882	93.120	48.200	41.359	36.939	26.036	13.829	7.198	4.621
OWARI (NUC)	15.846	41.758	113.829	74.801	60.372	110.703	109.047	53.576	28.249	37.748
IWASAKI	141.081	230.425	118.959	38.276	9.180	2.409	501	843		
CLAUSELLINA	0	0		166	25		100			
AOSHIMA		1.814	3.890	40	20	2.866				
IMAMURA		720	2.845	358	175					
<b>TOTAL</b>	<b>183.634</b>	<b>342.599</b>	<b>332.643</b>	<b>161.841</b>	<b>111.131</b>	<b>152.917</b>	<b>135.684</b>	<b>68.248</b>	<b>35.447</b>	<b>42.369</b>



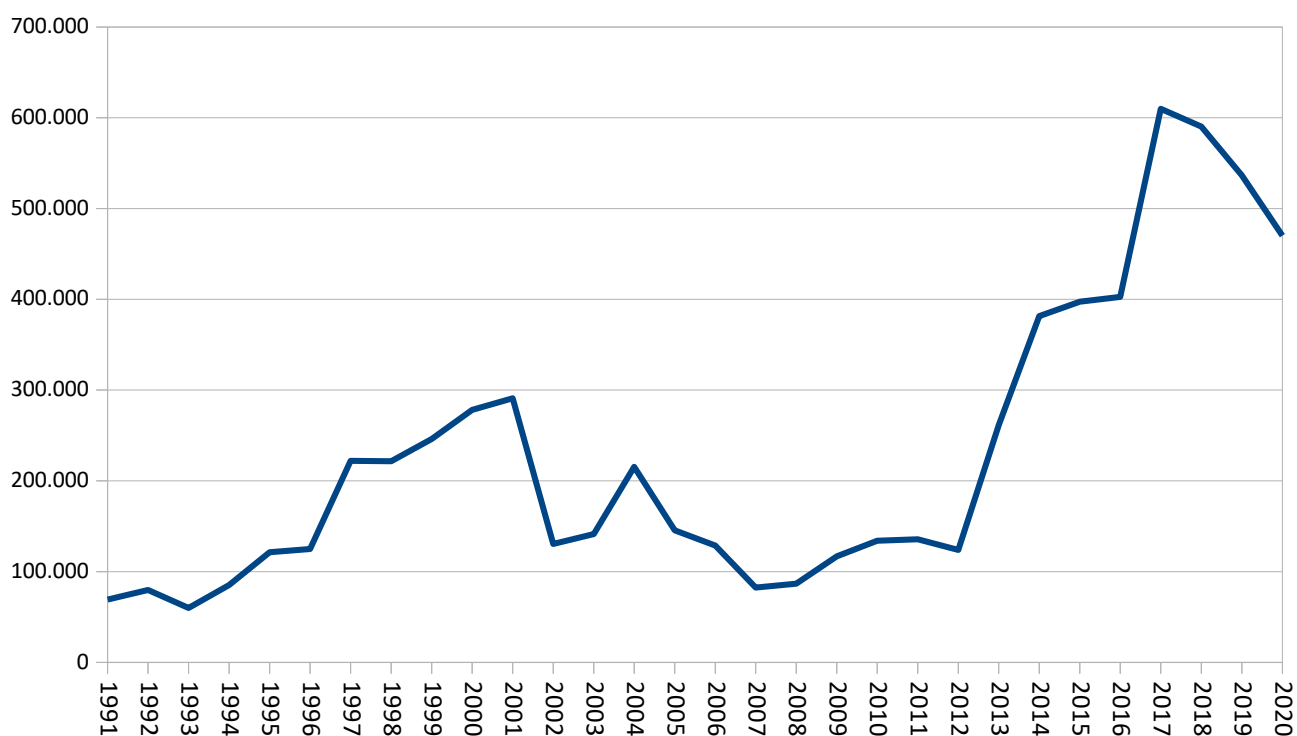
• EVOLUCIÓN PRODUCCIÓN NARANJOS (UDS).

VARIETADES	2011	2012	2013	2014	2015	2016	2017	2018	2019	2020
LANE LATE	147.954	158.543	158.944	143.313	100.149	148.569	165.944	372.388	513.789	423.347
NAVELINA	177.029	234.758	247.773	187.610	159.328	195.073	220.288	408.291	451.882	458.268
SALUSTIANA	95.730	51.436	53.985	61.327	80.091	71.720	88.084	96.176	94.574	62.833
W. NAVEL	30.119	23.094	37.292	49.976	30.368	28.072	34.546	28.497	26.355	21.534
POWELL S. N.	139.340	49.913	25.874	21.222	8.566	13.397	43.199	34.956	52.812	64.627
VALENCIA LATE	16.818	9.996	67.172	18.869	18.023	55.179	23.454	47.245	24.193	31.551
NAVELATE	7.121	10.320	3.971	11.842	6.607	18.812	22.529	11.615	6.328	5.224
V. DELTA S.	66.943	84.723	71.391	111.412	121.463	129.971	251.906	434.536	347.843	273.401
NEWHALL	9.472	11.141	10.136	9.299	4.111	6.175	3.761	2.816	4.139	6.500
CHISLETT S. N.	151.305	92.715	50.434	62.485	41.920	47.352	67.243	149.832	145.602	167.880
V. MIDKNIGHT	85.415	62.941	48.546	96.217	117.519	133.869	315.856	342.708	279.284	234.953
BARNFIELD S. N.	42.065	48.267	28.944	18.759	6.707	16.732	17.951	33.687	66.245	32.276
FUKUMOTO	66.931	46.588	74.276	41.274	13.628	30.238	27.415	23.341	30.545	45.827
BARBERINA	62.599	8.738	4.410	18.333	8.329	13.216	60.326	81.595	98.500	20.600
SANGUINELLI	13.342	20.897	12.222	13.637	14.577	13.655	36.591	51.224	34.295	66.609
ROHDE S	2.453	2.460								19.690
TAROCCO R.	2.544	3.313	568	1.016	7.600	6.225	6.686	4.121	9.443	11.500
CARACARA	1.022	1.132	3.210	6.039	12.056	14.316	9.240	9.305	9.025	12.357
M7			36.916	95.015	85.405	27.829	15.055	3.165		11.781
SUCREÑA	1.273	1.447	732	174	384	407	1.601	505	2.796	31.961
MORO	6.154	12.739	279	336	1.490	1.640			463	
V. TEMPRANA	3.319	13.948	2.010	220						
CADENERA	1.722	7.940		23						
PINEAPPLE	3.990	2.386	390	50						
HAMLIM	5.500	826		124						
PARSON BROWN	4.055	1.972		16						
CASTELLANA		6.000	275	163						
COMUNA		5.000	285	306	1.520					
BERNA PERET	4.120	398								
BERNALINA	3.493	209		150						
CAMBRIA				2.223		25.320	9.521			
PERA	1.346		20.210	351						
V. RHODE RED			420	8						
SANT./DEL OBISPO	400									
AMBERSWEET	400									
CANONETA	400								1.067	
FULLA MENUDA	400									
FOLHA MURCHA				45						
MADAME VINOUS	400									
PIÑA	400									
SHAMOUTI	400									
TOBIAS	400									
V. GIL	400									
V. VILLA ROSA	400									
RUBY VALENCIA							520			
KIRKWOOD RED							1.160		4.535	
LAVALLE							4.493	516	36.122	
<b>TOTAL</b>	<b>1.157.174</b>	<b>973.840</b>	<b>960.665</b>	<b>971.834</b>	<b>839.841</b>	<b>997.767</b>	<b>1.427.369</b>	<b>2.136.519</b>	<b>2.239.837</b>	<b>2.002.719</b>



- EVOLUCIÓN PRODUCCIÓN LIMONEROS/LIMEROS (UDS).

VARIETADES	2011	2012	2013	2014	2015	2016	2017	2018	2019	2020
EUREKA	81.054	66.631	97.485	107.353	117.429	141.300	147.320	177.413	150.031	156.297
FINO (MESERO)	38.666	37.962	89.614	131.451	134.028	152.996	258.818	188.411	184.721	
FINO BERI								4.330		
VERNA	9.576	11.805	57.973	120.101	101.415	69.278	176.998	177.984	127.627	191.694
BEARS LIMA	6.389	7.552	16.198	22.533	44.544	39.135	25.867	41.933	34.273	31.673
BETERA	0	0	18	69	0		220			
MEYER	0	0			0		330	105		
MEJICANA limero							259	151		
EUREKA SL									10.352	14.869
3X97									25.576	45.590
CHAPARRO									4.000	10.642
INTERDONATO										9.420
<b>TOTAL</b>	<b>135.685</b>	<b>123.950</b>	<b>261.288</b>	<b>381.507</b>	<b>397.416</b>	<b>402.709</b>	<b>609.812</b>	<b>590.327</b>	<b>536.580</b>	<b>460.185</b>



- EVOLUCIÓN PRODUCCIÓN POMELOS (UDS).

VARIETADES	2011	2012	2013	2014	2015	2016	2017	2018	2019	2020
STAR RUBY	16.520	18.827	17.912	22.025	10.873	31.265	28.901	51.539	78.305	116.087
RIO RED	2.178	0		1.190	3.112	2.644	2.634	6.006	7.270	5.537
MARSH SEEDLESS		0	783	583	460	1.088	230	339		1.654
RED BLUSH	387	0								
CHANDLER										800
<b>TOTAL</b>	<b>19.085</b>	<b>18.827</b>	<b>18.695</b>	<b>23.798</b>	<b>14.445</b>	<b>34.997</b>	<b>31.765</b>	<b>57.884</b>	<b>85.575</b>	<b>124.078</b>

