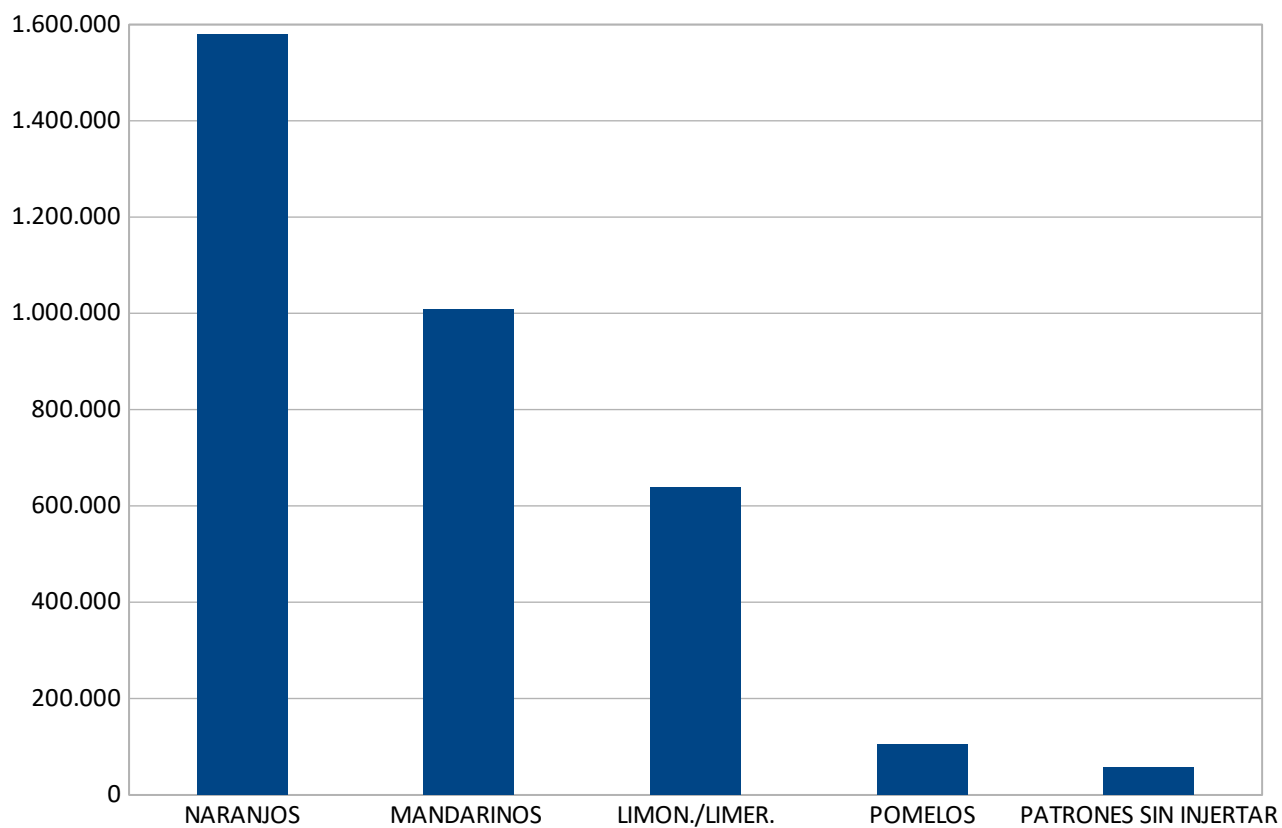


ESTADÍSTICA CÍTRICOS 2021 COMUNITAT VALENCIANA:

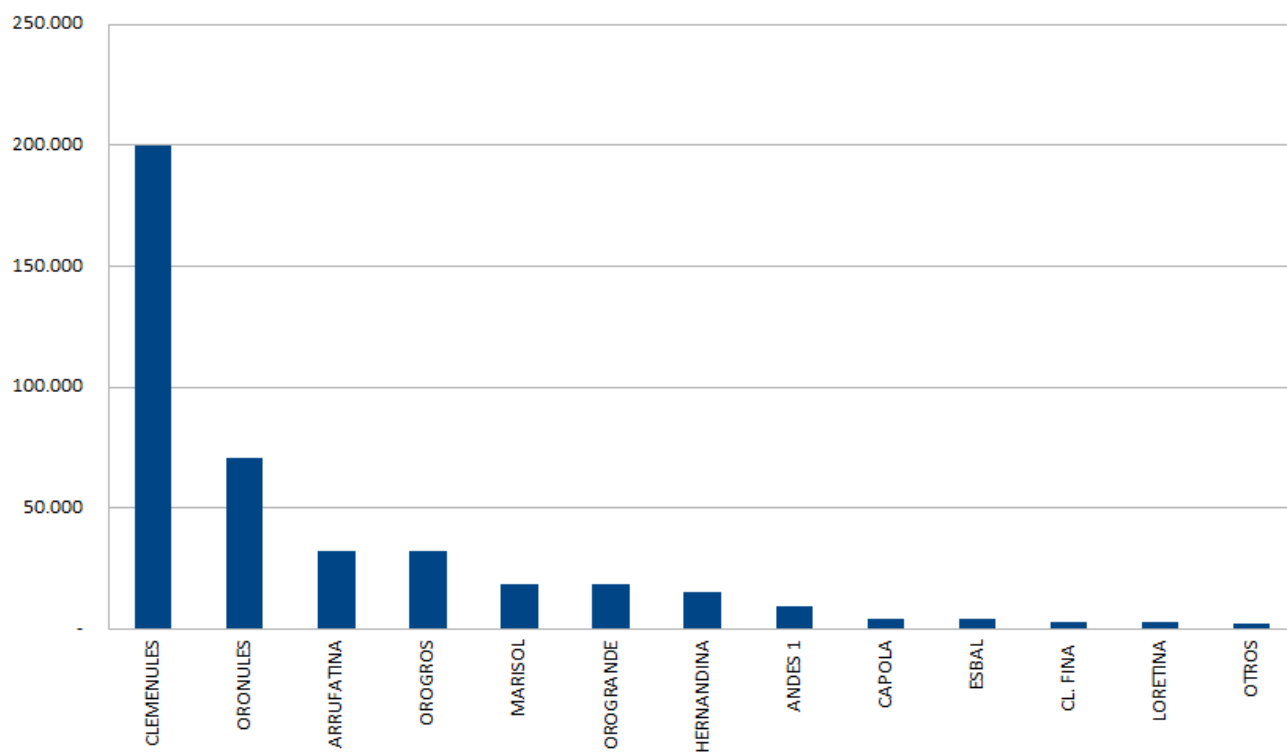
- **TOTAL PLANTONES CÍTRICOS (UDS).**

VARIEDAD-CLON	N.º PLANTAS
NARANJOS	1.578.594
MANDARINOS	1.007.808
LIMONERO/LIMERO	639.025
POMELOS	104.711
PATRONES SIN INJERTAR	56.272



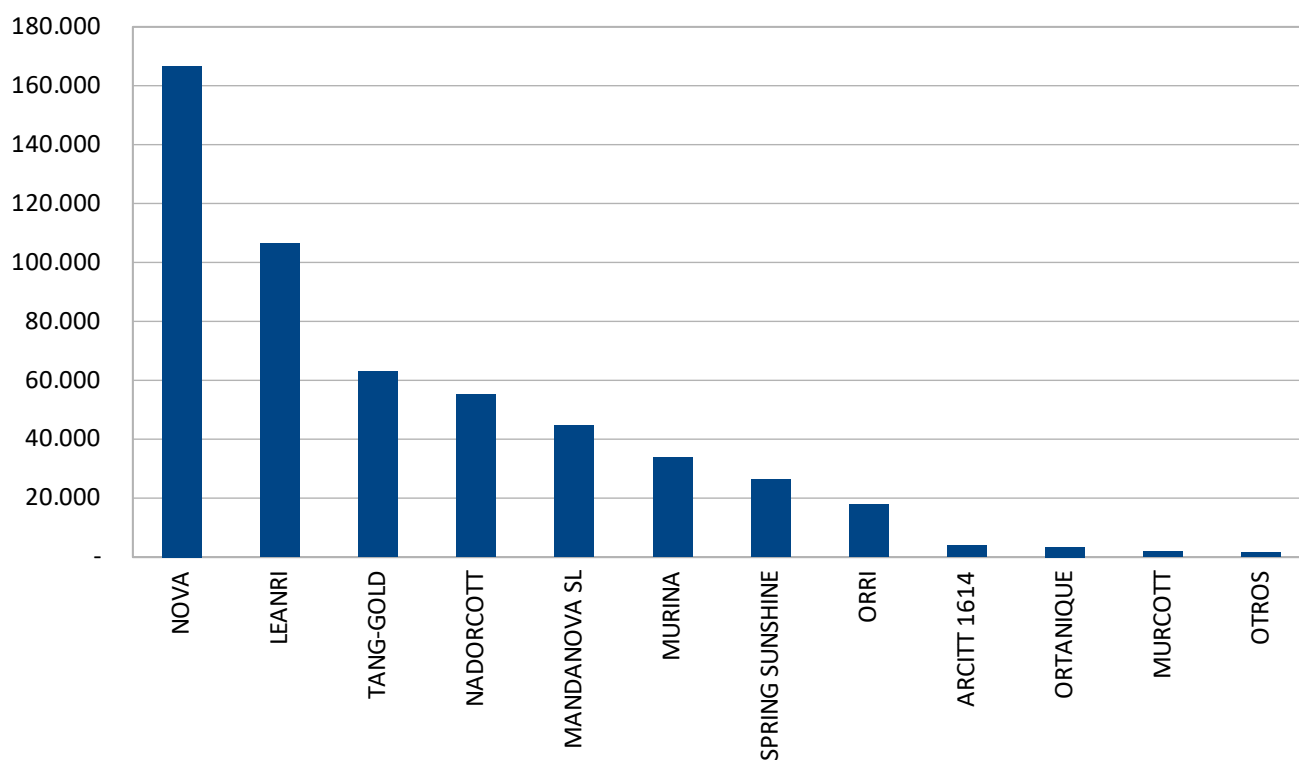
- **PLANTONES CLEMENTINOS POR VARIEDAD (UDS)**

VARIEDAD-CLON	Nº PLANTAS
CLEMENULES	199.493
ORONULES	70.223
ARRUFATINA	32.203
OROGROS	31.964
MARISOL	18.508
OROGRANDE	18.220
HERNANDINA	15.245
ANDES 1	9.041
CAPOLA	4.200
ESBAL	4.052
CL. FINA	2.939
LORETINA	2.570
OTROS	2.086
Total Clementinos	410.744



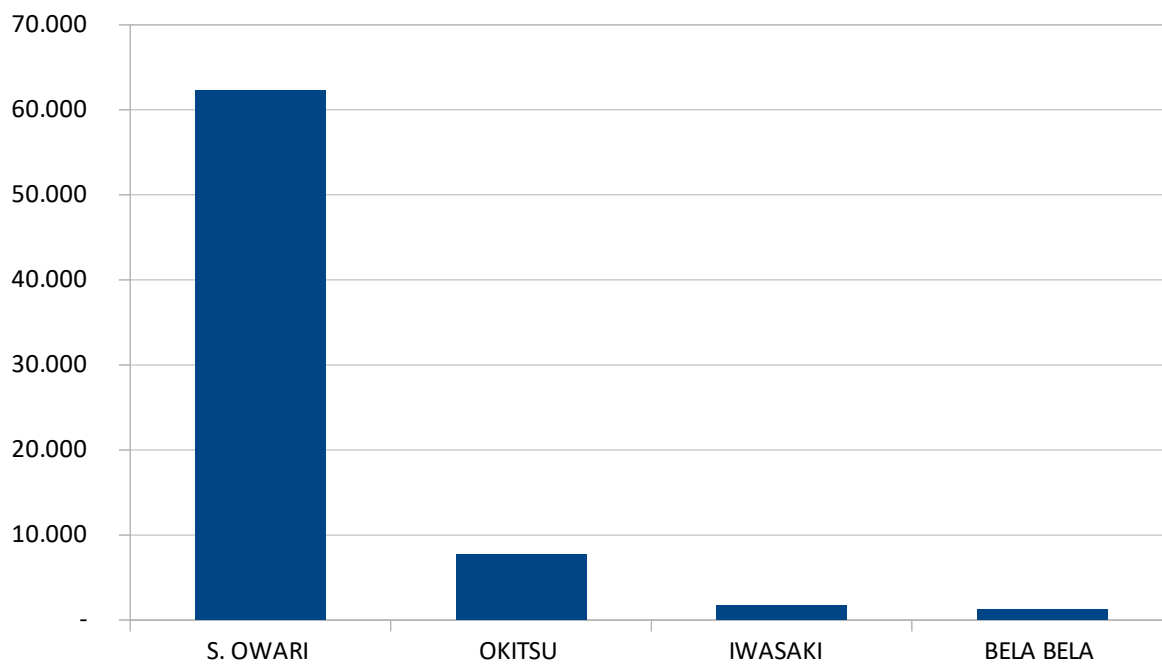
- **PLANTONES MANDARINOS HÍBRIDOS POR VARIEDAD (UDS)**

VARIEDAD-CLON	Nº PLANTAS
NOVA	166.673
LEANRI	106.323
TANG-GOLD	63.050
NADORCOTT	55.202
MANDANOVA SL	44.594
MURINA	33.687
SPRING SUNSHINE	26.276
ORRI	17.852
ARCITT 1614	3.772
ORTANIQUE	3.400
MURCOTT	1.800
OTROS	1.540
Total mand híbridos	524.169



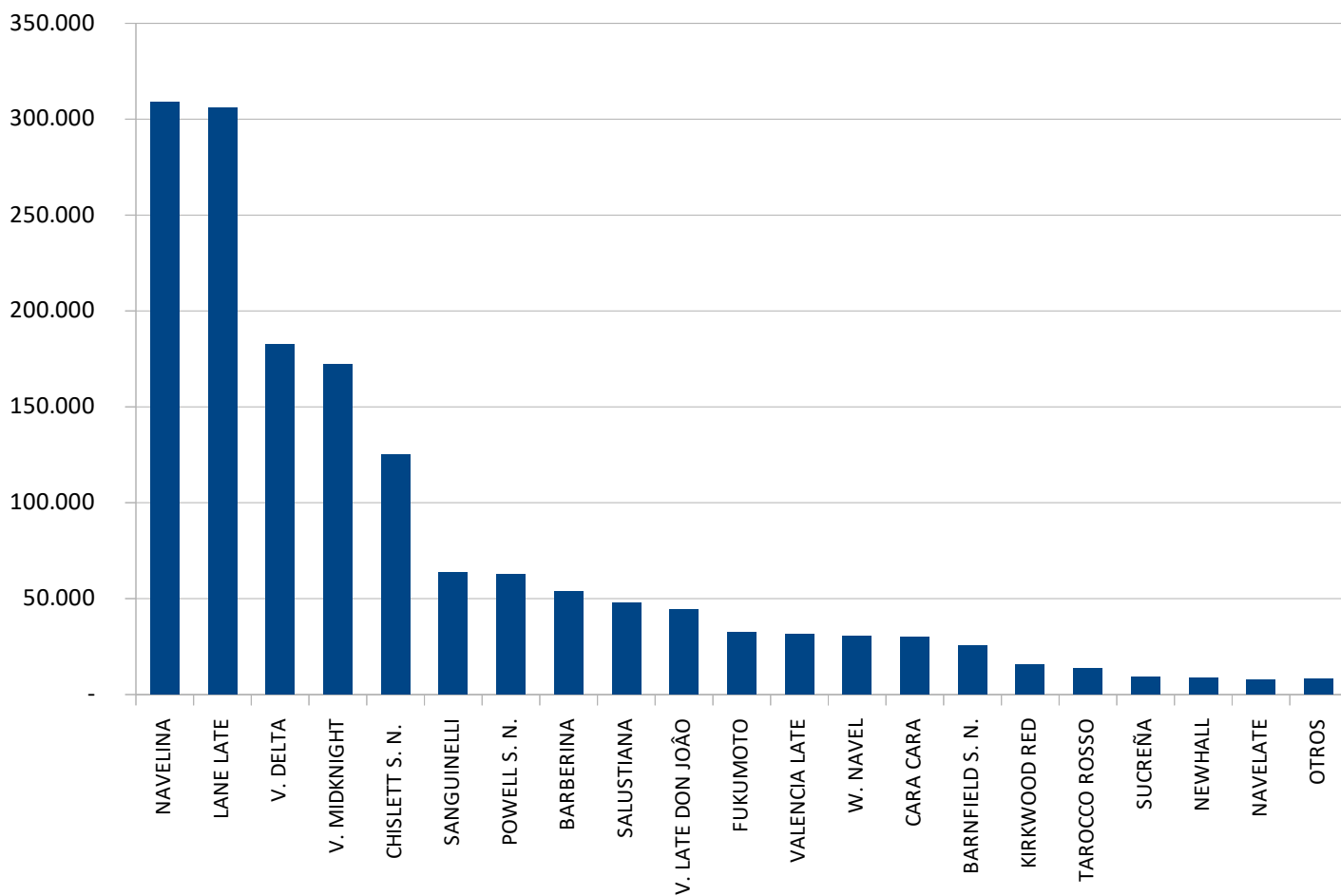
- **PLANTONES SATSUMOS POR VARIEDAD (UDS)**

VARIEDAD-CLON	Nº PLANTAS
S. OWARI	62.252
OKITSU	7.726
IWASAKI	1.680
BELA BELA	1.237
Total satsumos	72.895



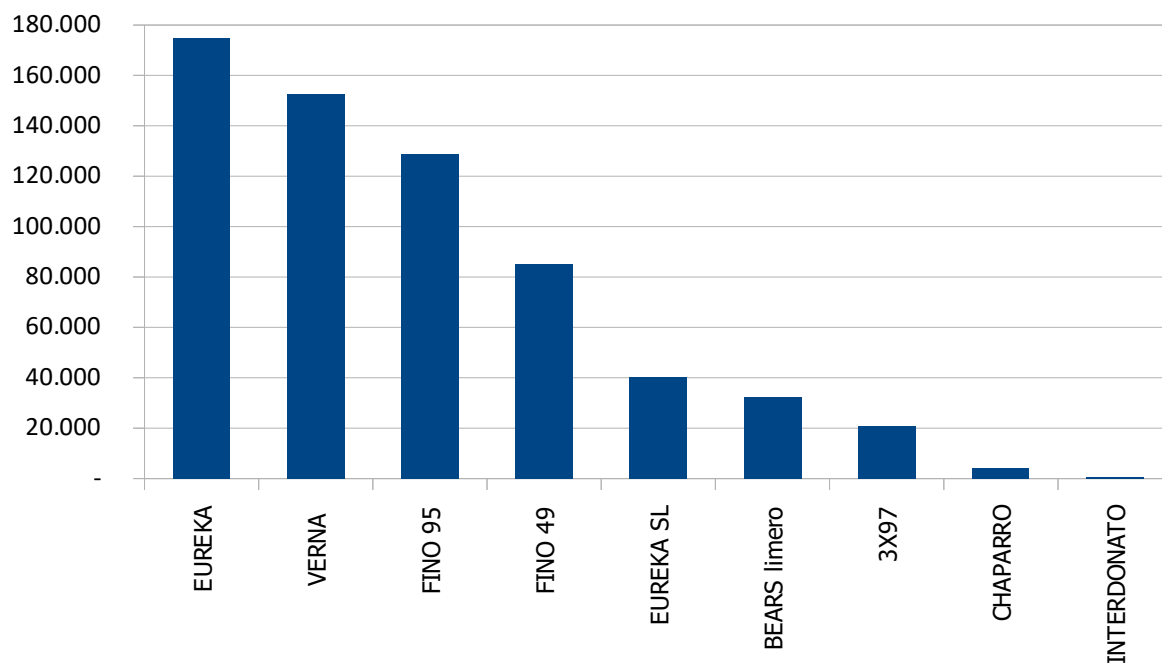
- **PLANTONES NARANJOS POR VARIEDAD (UDS)**

VARIEDAD-CLON	Nº PLANTAS
NAVELINA	308.868
LANE LATE	305.902
V. DELTA	182.466
V. MIDKNIGHT	171.909
CHISLETT S. N.	124.962
SANGUINELLI	63.771
POWELL S. N.	62.432
BARBERINA	53.500
SALUSTIANA	47.906
V. LATE DON JOÃO	44.213
FUKUMOTO	32.444
VALENCIA LATE	31.534
W. NAVEL	30.349
CARA CARA	30.175
BARNFIELD S. N.	25.331
KIRKWOOD RED	15.774
TAROCCO ROSSO	13.387
SUCREÑA	9.250
NEWHALL	8.706
NAVELATE	7.709
OTROS	8.006
Total naranjos	1.578.594



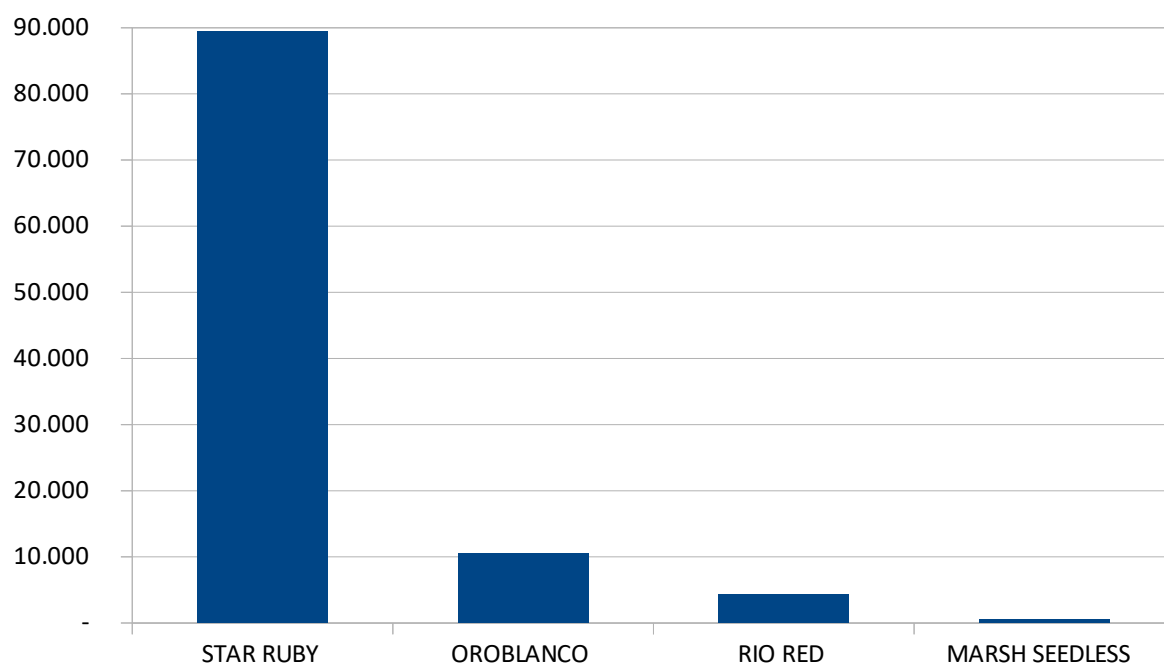
- **PLANTONES LIMONEROS/LIMEROS POR VARIEDAD (UDS)**

VARIEDAD-CLON	Nº PLANTAS
EUREKA	174.700
VERNA	152.443
FINO 95	128.667
FINO 49	85.236
EUREKA SL	40.124
BEARS limero	32.442
3X97	20.817
CHAPARRO	4.217
INTERDONATO	379
Total limoneros/limeros	639.025



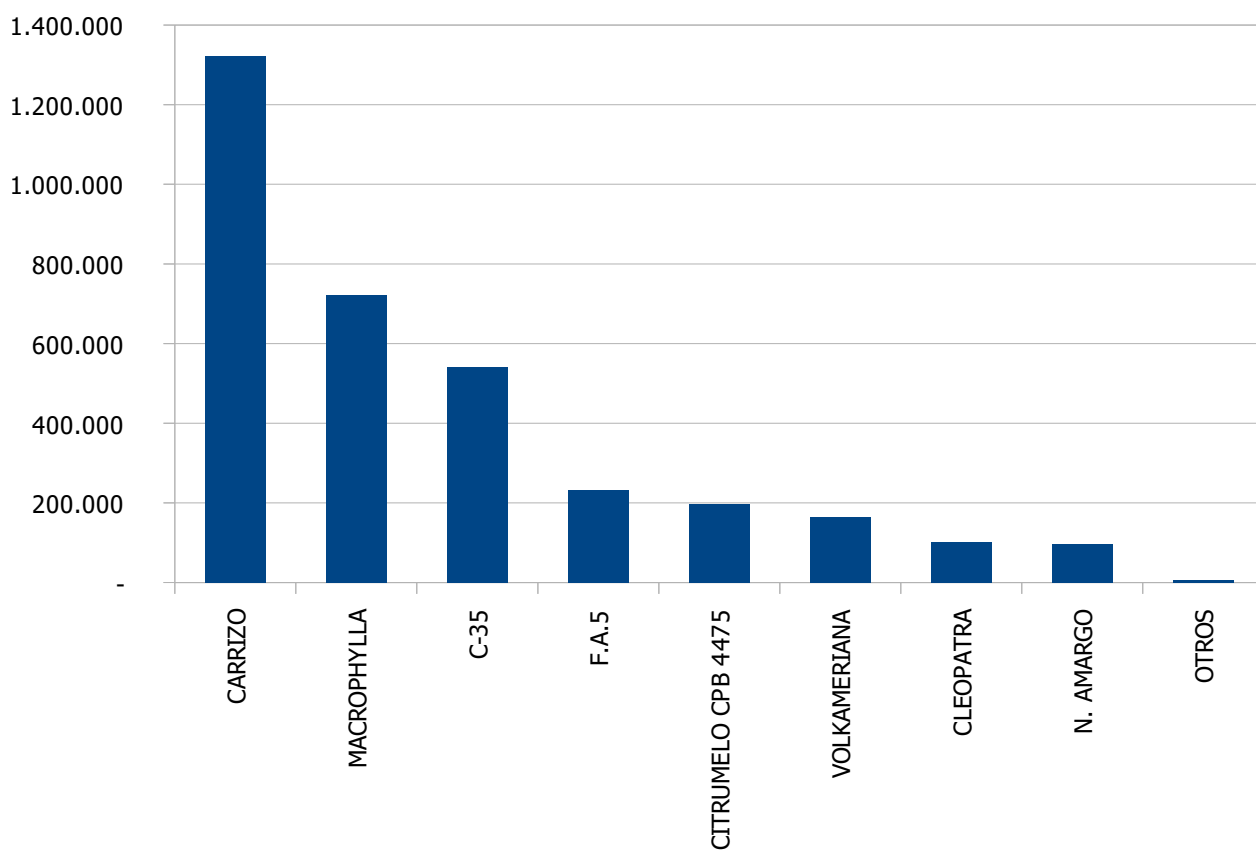
- **PLANTONES POMELOS POR VARIEDAD (UDS)**

VARIEDAD-CLON	Nº PLANTAS
STAR RUBY	89.372
OROBLANCO	10.497
RIO RED	4.375
MARSH SEEDLESS	467
Total pomelos	104.711



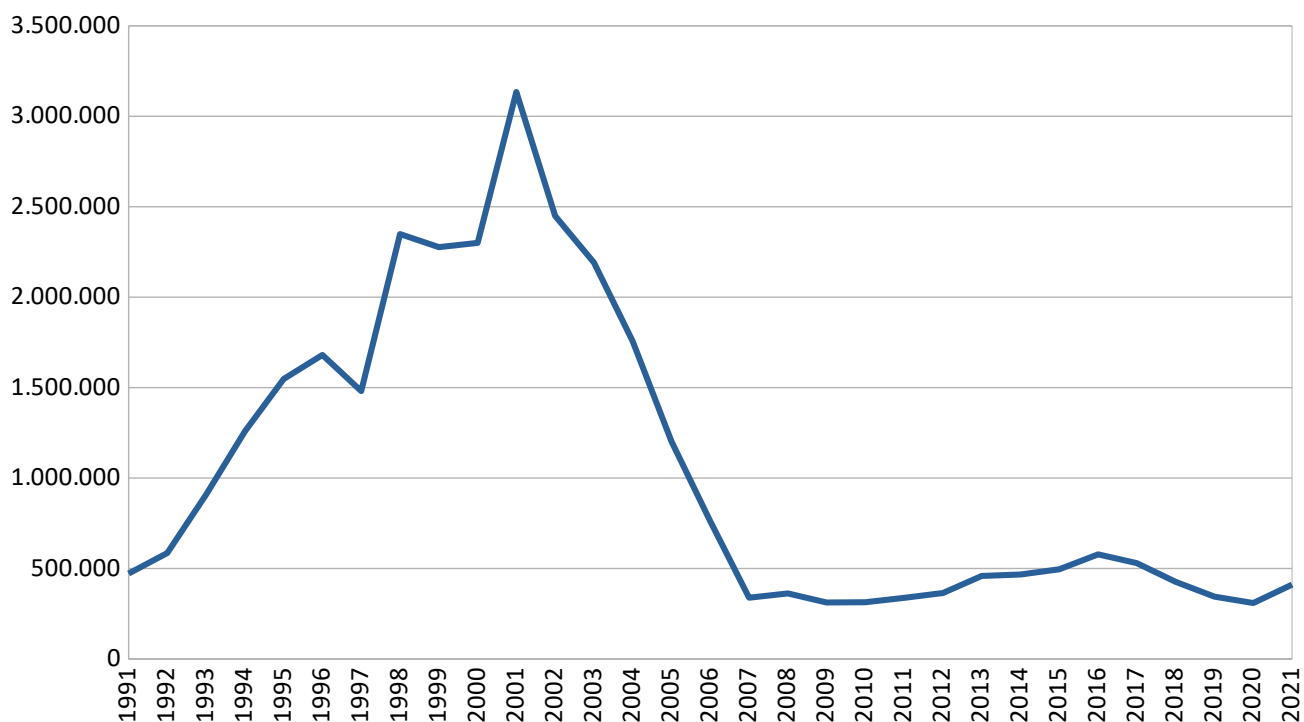
- PATRONES CÍTRICOS MÁS UTILIZADOS (UDS)

PATRONES	Nº PLANTAS
CARRIZO	1.321.514
MACROPHYLLA	723.062
C-35	541.640
F.A.5	233.689
CITRUMELO CPB 4475	197.244
VOLKAMERIANA	163.460
CLEOPATRA	101.739
N. AMARGO	96.885
OTROS	7.177



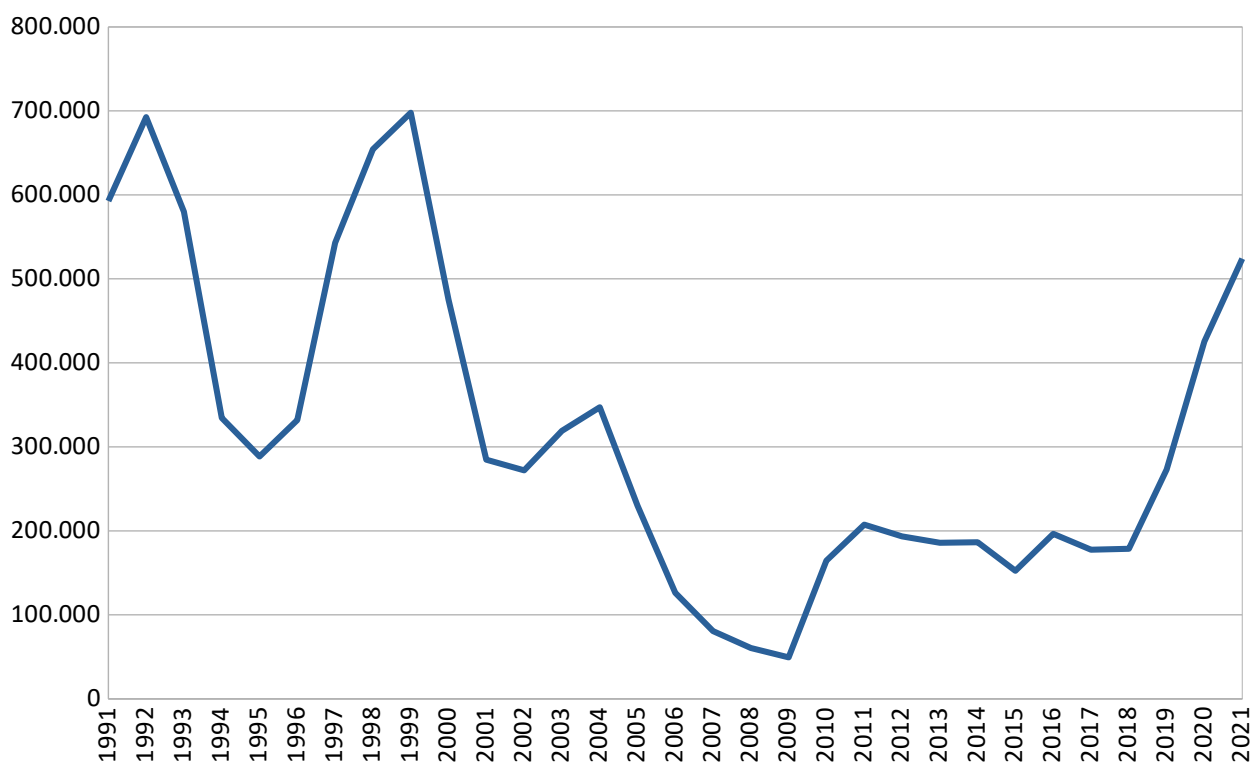
• EVOLUCIÓN PRODUCCIÓN CLEMENTINOS (UDS).

VARIETADES	2012	2013	2014	2015	2016	2017	2018	2019	2020	2021
CLEMENULES	123.146	112.108	127.444	138.553	214.571	151.328	153.961	155.215	157.895	199.493
OROGRANDE	13.919	12.239	10.361	11.812	13.155	14.496	10.007	8.159	8.300	18.220
MARISOL	21.875	25.166	21.139	12.986	13.549	10.809	8.904	3.707	14.716	18.508
HERNANDINA	32.619	24.531	15.994	15.440	19.953	18.012	12.480	16.025	14.301	15.245
CLEMENRUBI	64.388	67.373	19.998	9.910	19.623	11.109	5.540			1.204
ORONULES	56.077	90.993	122.852	163.922	134.173	129.530	104.003	48.855	58.075	70.223
ARRUFATINA	25.989	36.724	34.264	37.147	37.542	31.453	43.344	23.992	14.629	32.203
CAPOLA	600	955	2.246	1.383	975	2.155				4.200
LORETINA	3.256	2.900	196	327		3.000			3.014	2.570
OROVAL	410		340	319				8.860		
ESBAL	975	4.384	1.947	2.586	2.445	1.929	1.849	1.264	5.859	4.052
FINA	1.928	691	1.663	682	3.052	2.107	867	494	2.520	2.939
OROGROS	5.407	51.521	54.627	59.307	71.031	123.444	44.726	50.526	26.908	31.964
TOMATERA	306	655								
OCT-488	8.578	16.955	25.300	4.500	1.700	5.600				
CULTIFORT	2.000	10.000	5.500	15.450	22.355	10.455	26.200			
NULESSIN	3.187	944	378	1.393	1.088	1.881	8.797	1.738		
NEUFINA				1.934	5.700	7.121	4.323	3.793	2.649	677
CLEMENVERD			1.718		200	100	190			
CLEMENVAL			496			1.000	55			
CLEMENLATE			5.500							
NERO		475	14.372	17.867	16.847	1.332	169			205
CLEMENCLARA						1.699	771		218	
CLEMENALBA						595				
ANDES 1								21.694		9.041
TOTAL	364.660	458.614	466.335	495.518	577.959	529.155	426.186	344.322	309.084	410.744



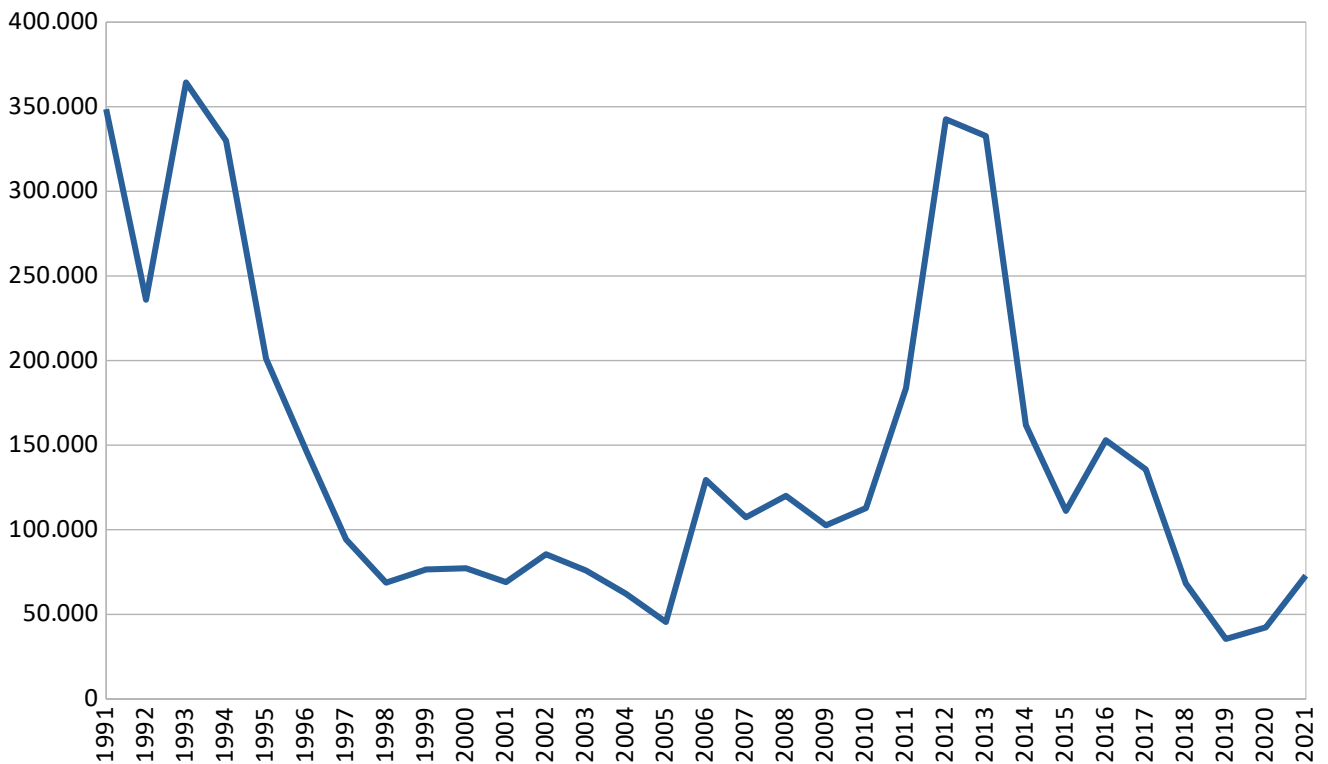
• EVOLUCIÓN PRODUCCIÓN MANDARINOS HÍBRIDOS (UDS).

VARIETADES	2012	2013	2014	2015	2016	2017	2018	2019	2020	2021
NOVA	28.054	45.405	34.321	50.861	92.812	57.728	59.220	69.925	89.397	166.673
ORTANIQUE	35.206	25.300	44.001	18.721	32.262	6.017	1.866	3.773	8.321	3.400
FORTUNE	4.388	4.338	980	3.873	80		186			
AFOURER/Nadorcott	19.874	20.205	5.168	31.611	45.973	48.031	74.087	60.579	51.503	55.202
SAFOR	59.522	38.081	31.573	7.297	6.049	416	300	1.219	1.472	
MURCOTT	34.188	12.163	14.405	20.216	7.253	3.101	78		705	1.800
GARBI	11.860	6.864	5.790	325	29	202				
QUEEN		24.634	38.551	17.589	11.560	9.948	6.652	10.120	6.870	1.240
PRIMOSOLE		3.560						1.064		
MONCADA	8	1.090								
MONCALINA			6.653	1.821	450	1.025	161			
MURTA			4.660	145			3.990			
ENCORE		4.200	375							
MAND COMUN SH	285							916	213	300
LEANRI						9.055		2.423	110.500	106.323
MURINA						7.066	8.194	11.543	34.671	33.687
ORRI						5.345	5.090	12.508	23.971	17.852
TANG-GOLD						29.335	18.771	38.550	44.015	63.050
MANDANOVA SL								30.805	30.949	44.594
SPRIN SUNSHINE								24.553	7.015	26.276
ARCCIT 1614						200		5.044	15.856	3.772
TOTAL	193.385	185.840	186.477	152.459	196.468	177.469	178.595	273.022	425.458	524.169



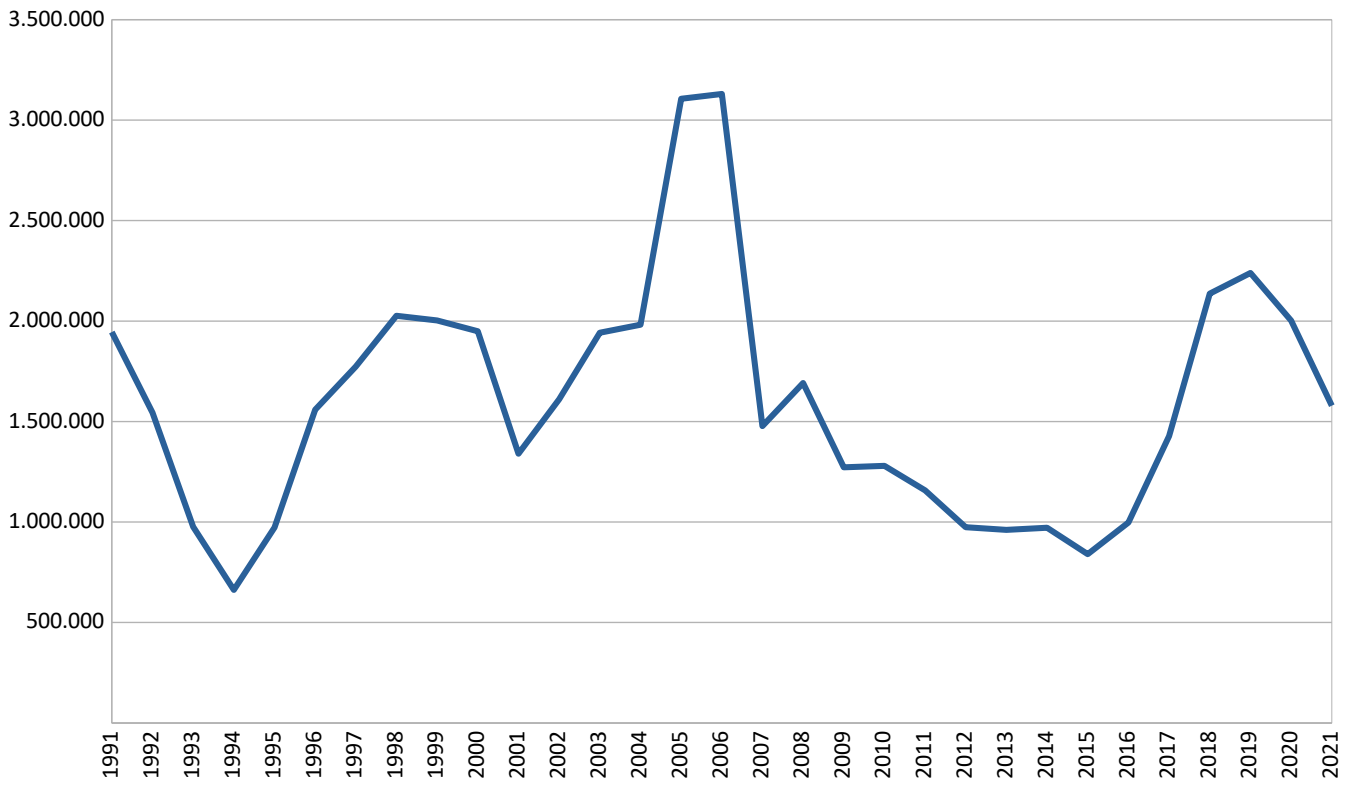
• EVOLUCIÓN PRODUCCIÓN SATSUMOS (UDS).

VARIETADES	2012	2013	2014	2015	2016	2017	2018	2019	2020	2021
OKITSU	67.882	93.120	48.200	41.359	36.939	26.036	13.829	7.198	4.621	7.726
OWARI (NUC)	41.758	113.829	74.801	60.372	110.703	109.047	53.576	28.249	37.748	62.252
IWASAKI	230.425	118.959	38.276	9.180	2.409	501	843			1.680
CLAUSELLINA	0		166	25		100				
AOSHIMA	1.814	3.890	40	20	2.866					
IMAMURA	720	2.845	358	175						
BELA BELA										1.237
TOTAL	342.599	332.643	161.841	111.131	152.917	135.684	68.248	35.447	42.369	72.895



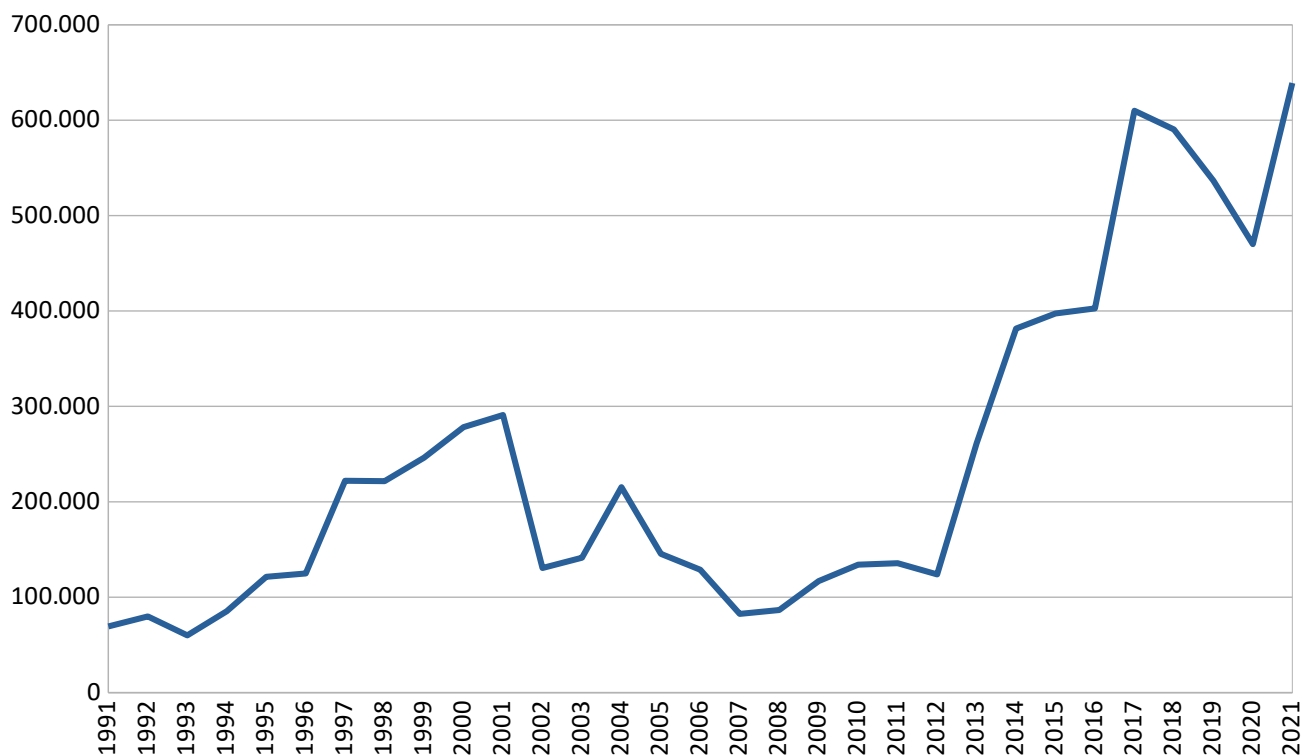
• EVOLUCIÓN PRODUCCIÓN NARANJOS (UDS).

VARIETADES	2012	2013	2014	2015	2016	2017	2018	2019	2020	2021
LANE LATE	158.543	158.944	143.313	100.149	148.569	165.944	372.388	513.789	423.347	305.902
NAVELINA	234.758	247.773	187.610	159.328	195.073	220.288	408.291	451.882	458.268	308.868
SALUSTIANA	51.436	53.985	61.327	80.091	71.720	88.084	96.176	94.574	62.833	47.906
W. NAVEL	23.094	37.292	49.976	30.368	28.072	34.546	28.497	26.355	21.534	30.349
POWELL S. N.	49.913	25.874	21.222	8.566	13.397	43.199	34.956	52.812	64.627	62.432
VALENCIA LATE	9.996	67.172	18.869	18.023	55.179	23.454	47.245	24.193	31.551	31.534
NAVELATE	10.320	3.971	11.842	6.607	18.812	22.529	11.615	6.328	5.224	7.709
V. DELTA S.	84.723	71.391	111.412	121.463	129.971	251.906	434.536	347.843	273.401	182.466
NEWHALL	11.141	10.136	9.299	4.111	6.175	3.761	2.816	4.139	6.500	8.706
CHISLETT S. N.	92.715	50.434	62.485	41.920	47.352	67.243	149.832	145.602	167.880	124.962
V. MIDKNIGHT	62.941	48.546	96.217	117.519	133.869	315.856	342.708	279.284	234.953	171.909
BARNFIELD S. N.	48.267	28.944	18.759	6.707	16.732	17.951	33.687	66.245	32.276	25.331
FUKUMOTO	46.588	74.276	41.274	13.628	30.238	27.415	23.341	30.545	45.827	32.444
BARBERINA	8.738	4.410	18.333	8.329	13.216	60.326	81.595	98.500	20.600	53.500
SANGUINELLI	20.897	12.222	13.637	14.577	13.655	36.591	51.224	34.295	66.609	63.771
ROHDE S	2.460								19.690	
TAROCCO R.	3.313	568	1.016	7.600	6.225	6.686	4.121	9.443	11.500	13.387
CARACARA	1.132	3.210	6.039	12.056	14.316	9.240	9.305	9.025	12.357	30.175
M7		36.916	95.015	85.405	27.829	15.055	3.165		11.781	3.384
SUCREÑA	1.447	732	174	384	407	1.601	505	2.796	31.961	9.250
MORO	12.739	279	336	1.490	1.640			463		72
V. TEMPRANA	13.948	2.010	220							
CADENERA	7.940		23							
PINEAPPLE	2.386	390	50							
HAMLIM	826		124							
PARSON BROWN	1.972		16							
CASTELLANA	6.000	275	163							
COMUNA	5.000	285	306	1.520						
BERNA PERET	398									
BERNALINA	209		150							
CAMBRIA			2.223		25.320	9.521				
PERA		20.210	351							
V. RHODE RED		420	8							
CANONETA								1.067		1.590
FOLHA MURCHA			45							
RUBY VALENCIA						520				327
KIRKWOOD RED						1.160		4.535		15.774
LAVALLE						4.493	516	36.122		2.153
V. LATE DON JOÃO										44.213
WIKTRANS										480
TOTAL	973.840	960.665	971.834	839.841	997.767	1.427.369	2.136.519	2.239.837	2.002.719	1.578.594



• EVOLUCIÓN PRODUCCIÓN LIMONEROS/LIMEROS (UDS).

VARIETADES	2012	2013	2014	2015	2016	2017	2018	2019	2020	2021
EUREKA	66.631	97.485	107.353	117.429	141.300	147.320	177.413	150.031	156.297	174.700
FINO (MESERO)	37.962	89.614	131.451	134.028	152.996	258.818	188.411	184.721		
FINO BERI							4.330			
VERNA	11.805	57.973	120.101	101.415	69.278	176.998	177.984	127.627	191.694	152.443
BEARS LIMA	7.552	16.198	22.533	44.544	39.135	25.867	41.933	34.273	31.673	32.442
BETERA	0	18	69	0		220				
MEYER	0			0		330	105			
MEJICANA limero						259	151			
EUREKA SL								10.352	14.869	40.124
3X97								25.576	45.590	20.817
CHAPARRO								4.000	10.642	4.217
B-1									9.924	
INTERDONATO									9.420	379
FINO 95										128.667
FINO 49										85.236
TOTAL	123.950	261.288	381.507	397.416	402.709	609.812	590.327	536.580	470.109	639.025



Fuente: Sección Certificación Vegetal 2021

• EVOLUCIÓN PRODUCCIÓN POMELOS (UDS).

VARIETADES	2012	2013	2014	2015	2016	2017	2018	2019	2020	2021
STAR RUBY	18.827	17.912	22.025	10.873	31.265	28.901	51.539	78.305	116.087	89.372
RIO RED	0		1.190	3.112	2.644	2.634	6.006	7.270	5.537	4.375
MARSH SEEDLESS	0	783	583	460	1.088	230	339		1.654	467
RED BLUSH	0									
CHANDLER									800	
OROBLANCO										10.497
TOTAL	18.827	18.695	23.798	14.445	34.997	31.765	57.884	85.575	124.078	104.711

