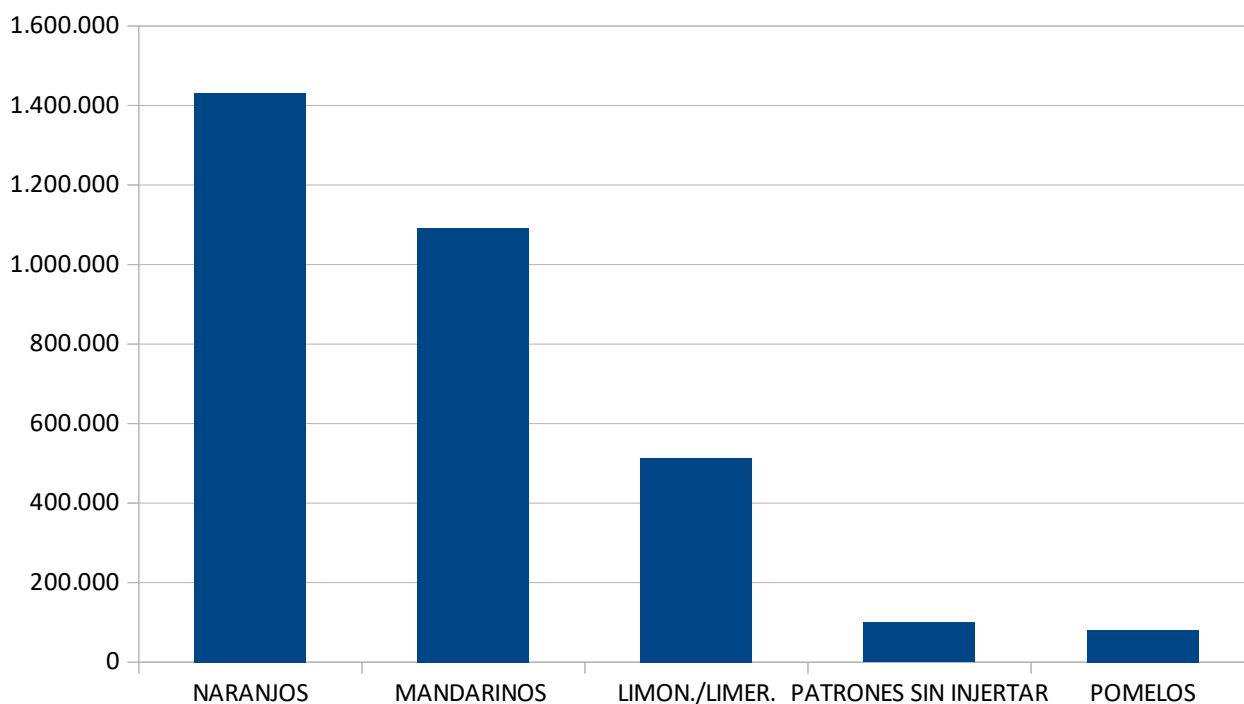


ESTADÍSTICA CÍTRICOS 2022 COMUNITAT VALENCIANA:

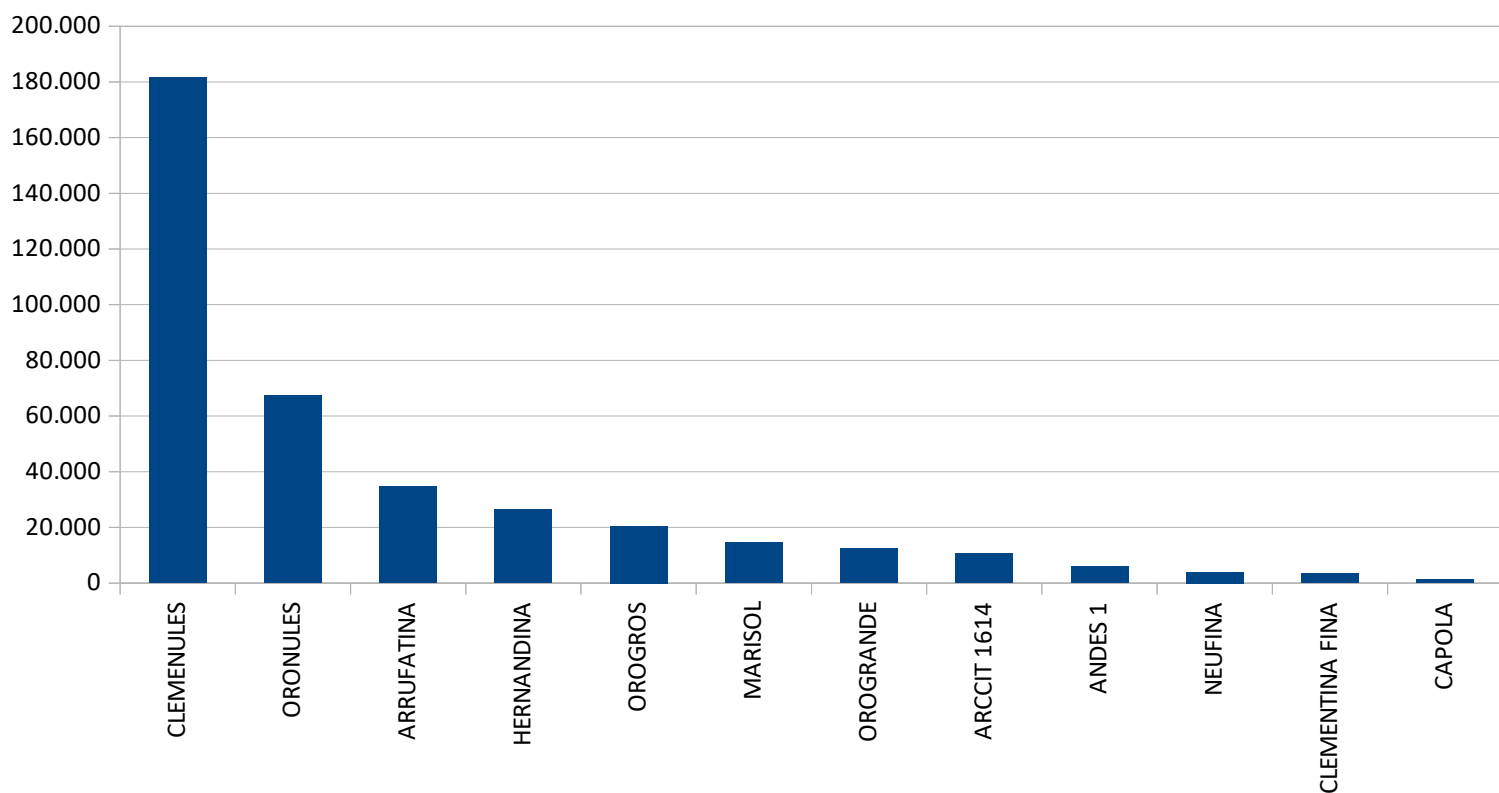
- **TOTAL PLANTONES CÍTRICOS (UDS).**

VARIEDAD-CLON	N.º PLANTAS
NARANJOS	1.431.907
MANDARINOS	1.091.541
LIMONERO/LIMERO	513.751
POMELOS	80.444
PATRONES SIN INJERTAR	99.979
TOTAL	3.217.622



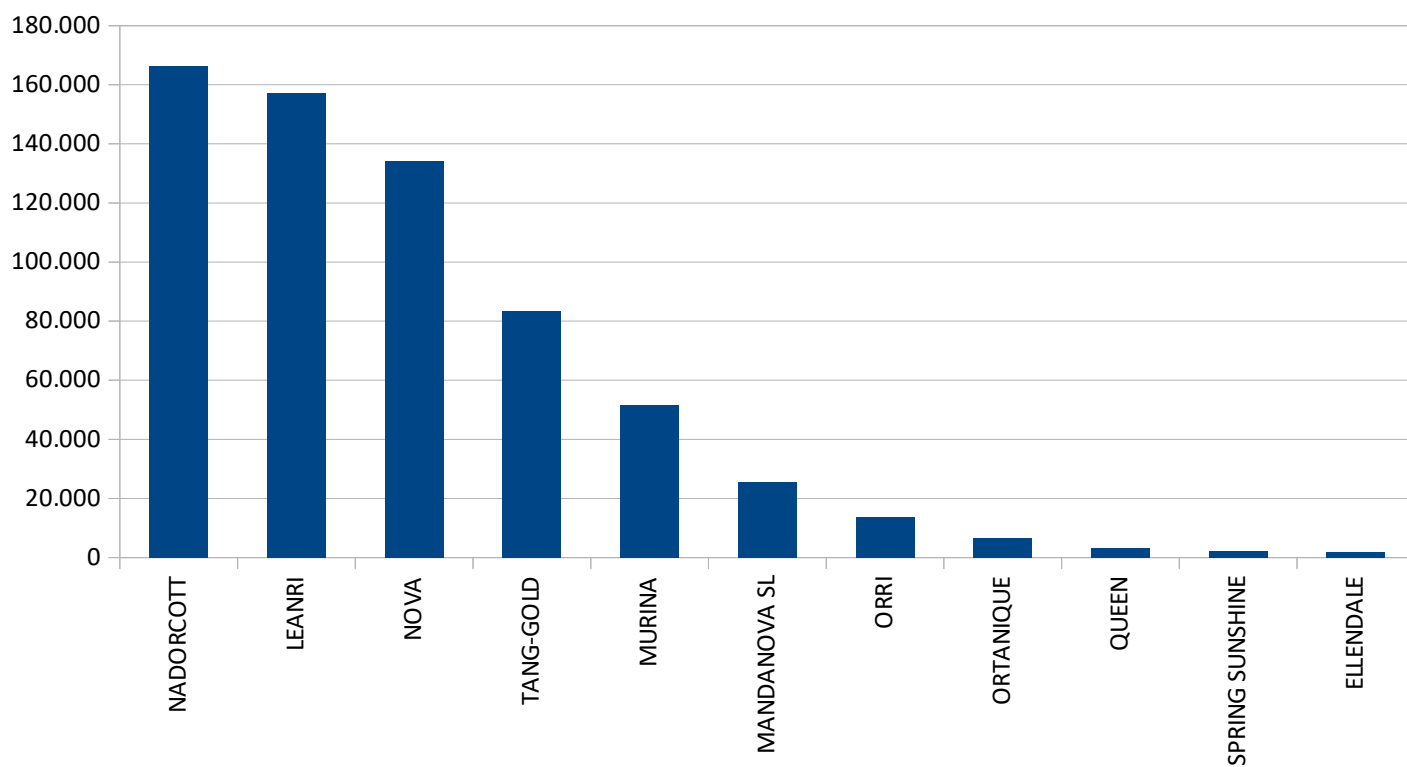
- **PLANTONES CLEMENTINOS POR VARIEDAD (UDS)**

VARIEDAD-CLON	Nº PLANTAS
CLEMENULES	181.638
ORONULES	67.383
ARRUFATINA	34.757
HERNANDINA	26.386
OROGROS	20.497
MARISOL	14.667
OROGRANDE	12.361
ARCCIT 1614	10.661
ANDES 1	5.878
NEUFINA	3.946
CLEMENTINA FINA	3.404
CAPOLA	1.285
Total Clementinos	382.863



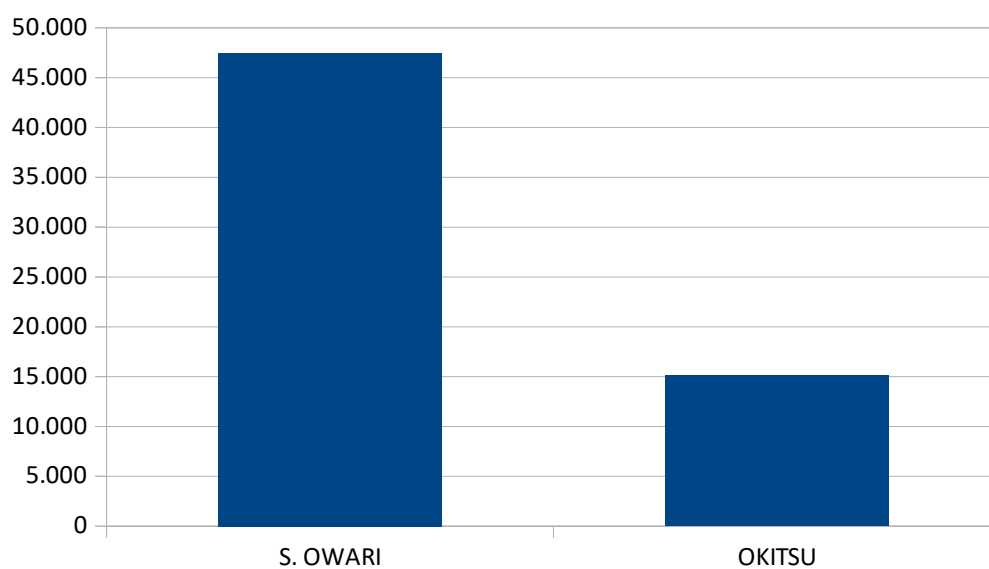
- **PLANTONES MANDARINOS HÍBRIDOS POR VARIEDAD (UDS)**

VARIEDAD-CLON	Nº PLANTAS
NADORCOTT	166.341
LEANRI	157.271
NOVA	134.270
TANG-GOLD	83.428
MURINA	51.725
MANDANOVA SL	26.078
ORRI	13.592
ORTANIQUE	6.484
QUEEN	3.082
SPRING SUNSHINE	2.084
ELLEDALE	1.716
Total mandarinos híbridos	646.071



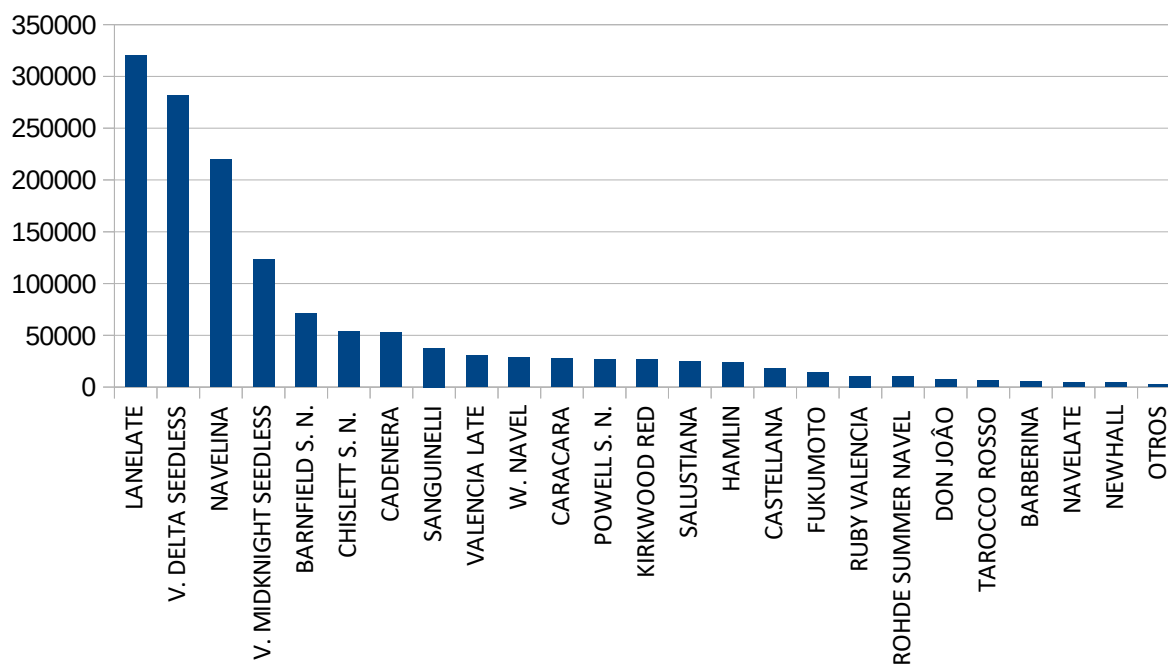
- **PLANTONES SATSUMOS POR VARIEDAD (UDS)**

VARIEDAD-CLON	Nº PLANTAS
S. OWARI	47.464
OKITSU	15.143
Total satsumos	62.607



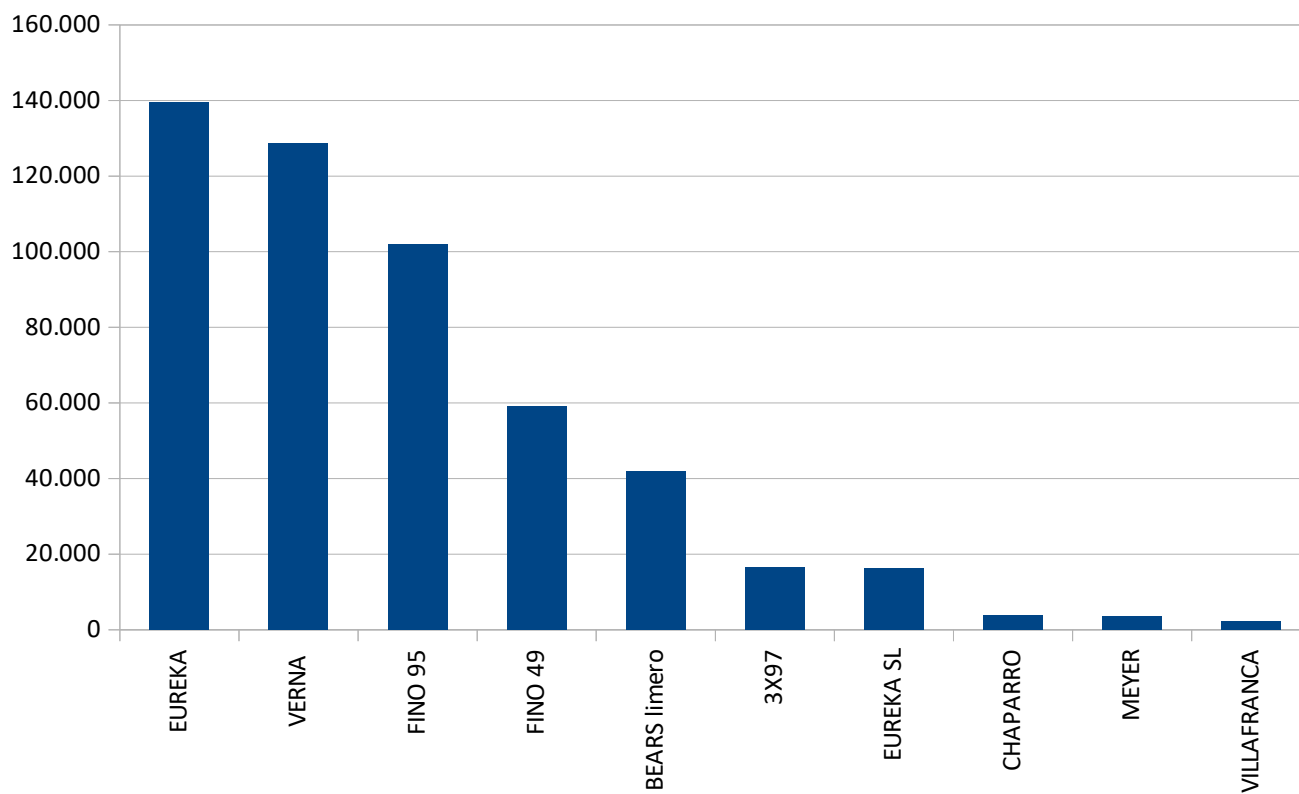
- **PLANTONES NARANJOS POR VARIEDAD (UDS)**

VARIEDAD-CLON	Nº PLANTAS
LANELATE	319.879
V. DELTA SEEDLESS	281.189
NAVELINA	219.943
V. MIDKNIGHT SEEDLESS	123.085
BARNFIELD S. N.	70.884
CHISLETT S. N.	53.558
CADENERA	52.958
SANGUINELLI	37.688
VALENCIA LATE	30.748
W. NAVEL	28.910
CARACARA	27.950
POWELL S. N.	26.848
KIRKWOOD RED	26.635
SALUSTIANA	25.048
HAMLIN	23.963
CASTELLANA	18.033
FUKUMOTO	14.049
RUBY VALENCIA	10.754
ROHDE SUMMER NAVEL	10.201
DON JOÃO	7.075
TAROCCO ROSSO	6.171
BARBERINA	5.000
NAVELATE	4.446
NEWHALL	4.252
OTROS	2.640
Total naranjos	1.431.907



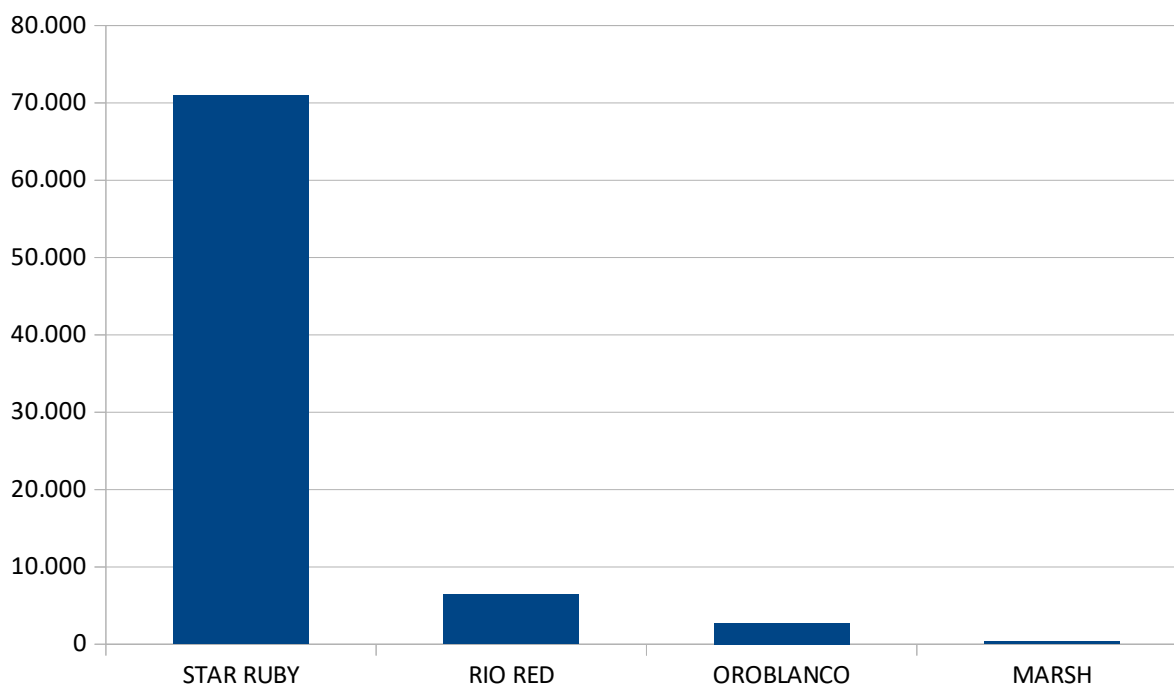
- **PLANTONES LIMONEROS/LIMEROS POR VARIEDAD (UDS)**

VARIEDAD-CLON	Nº PLANTAS
EUREKA	139.638
VERNA	128.764
FINO 95	101.863
FINO 49	59.048
BEARS limero	41.990
3X97	16.426
EUREKA SL	16.274
CHAPARRO	3.948
MEYER	3.500
VILLAFRANCA	2.300
Total limoneros/limeros	513.751



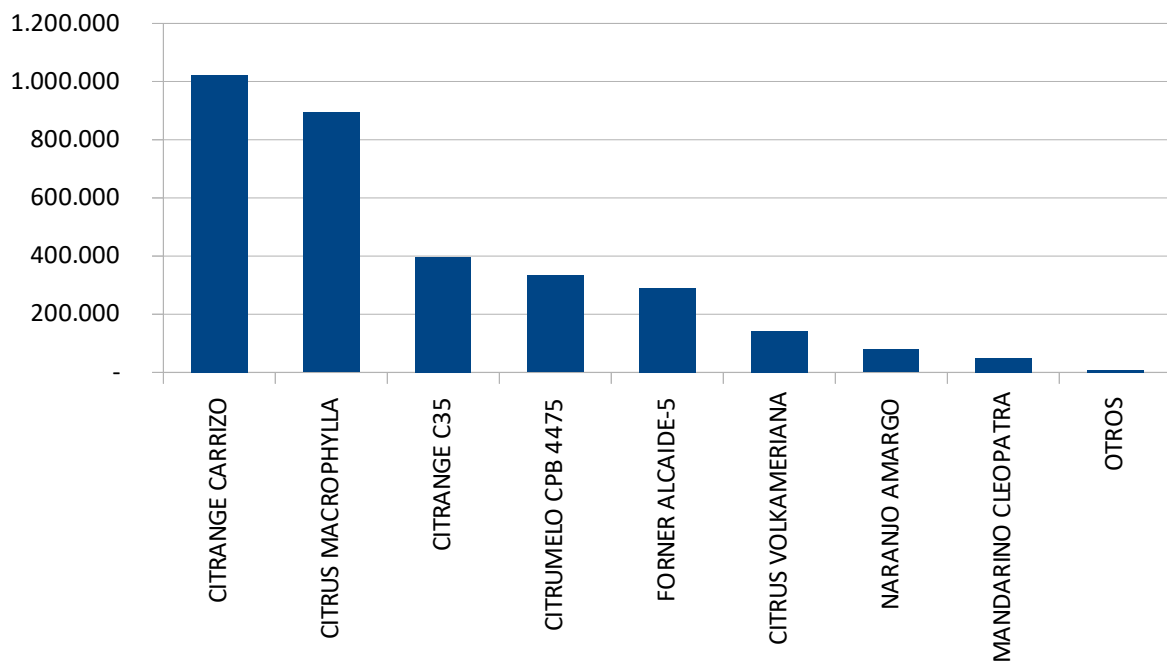
- **PLANTONES POMELOS POR VARIEDAD (UDS)**

VARIEDAD-CLON	Nº PLANTAS
STAR RUBY	70.965
RIO RED	6.409
OROBLANCO	2.736
MARSH	334
Total pomelos	80.444



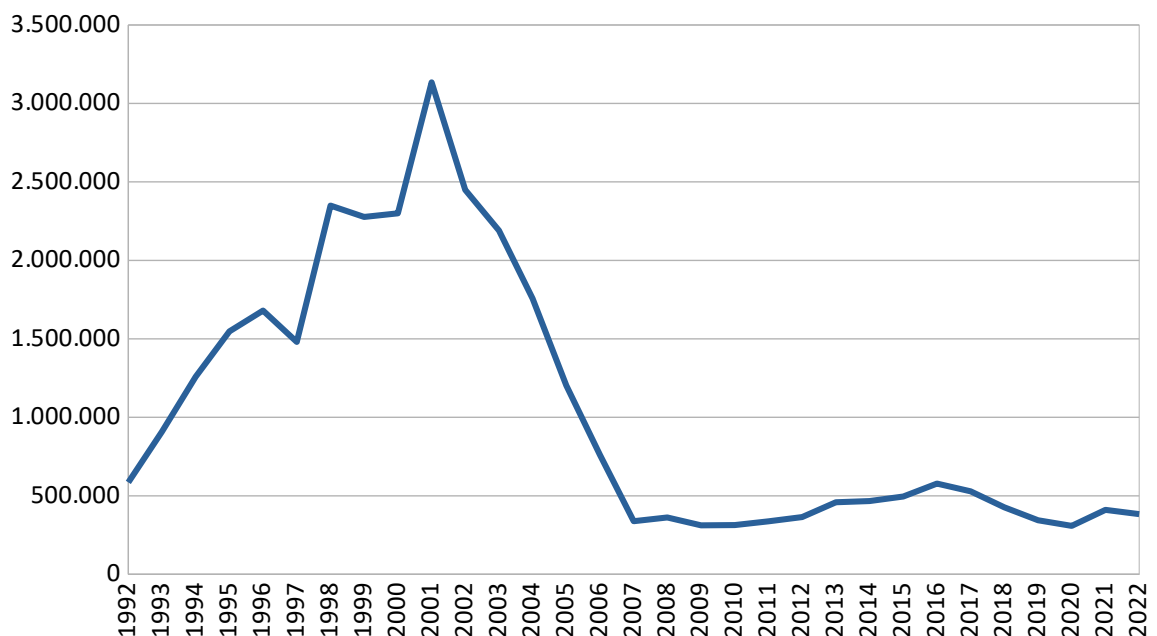
- PATRONES CÍTRICOS MÁS UTILIZADOS(UDS)

PATRONES	Nº PLANTAS
CITRANGE CARRIZO	1.022.537
CITRUS MACROPHYLLA	893.120
CITRANGE C35	397.709
CITRUMELO CPB 4475	333.363
FORNER ALCAIDE-5	291.264
CITRUS VOLKAMERIANA	142.181
NARANJO AMARGO	78.872
MANDARINO CLEOPATRA	49.863



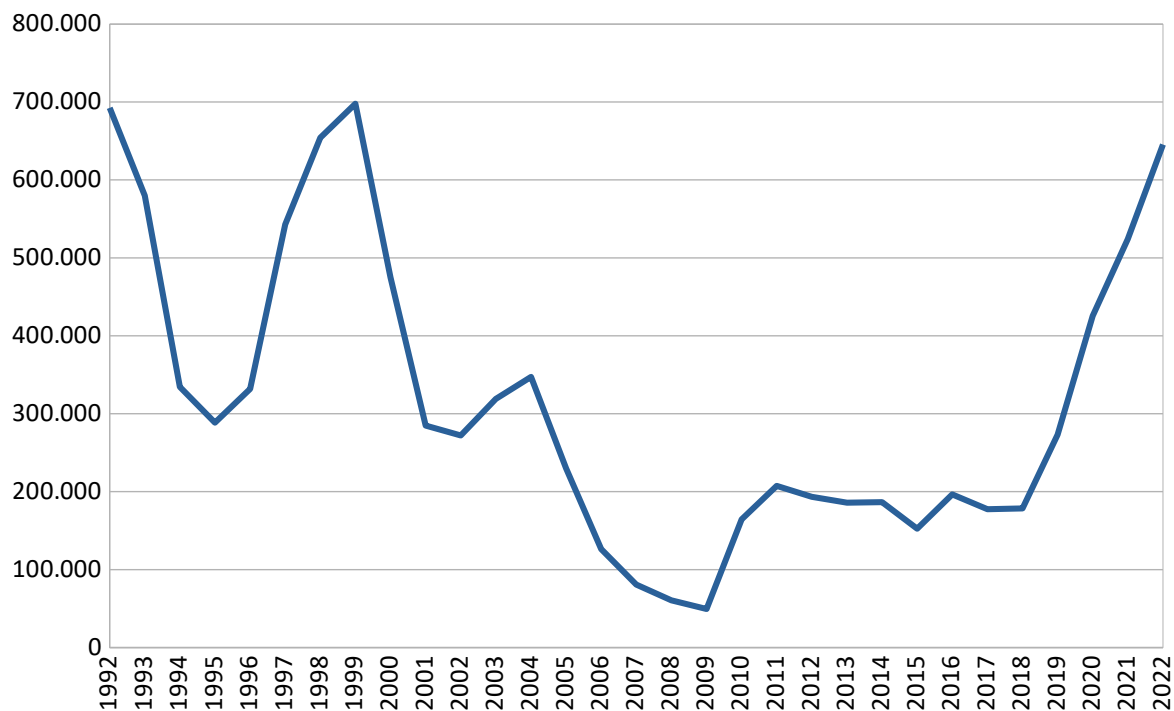
• EVOLUCIÓN PRODUCCIÓN CLEMENTINOS (UDS).

VARIETADES	2013	2014	2015	2016	2017	2018	2019	2020	2021	2022
CLEMENULES	112.108	127.444	138.553	214.571	151.328	153.961	155.215	157.895	199.493	181.638
OROGRANDE	12.239	10.361	11.812	13.155	14.496	10.007	8.159	8.300	18.220	12.361
MARISOL	25.166	21.139	12.986	13.549	10.809	8.904	3.707	14.716	18.508	14.667
HERNANDINA	24.531	15.994	15.440	19.953	18.012	12.480	16.025	14.301	15.245	26.386
CLEMENRUBI	67.373	19.998	9.910	19.623	11.109	5.540			1.204	
ORONULES	90.993	122.852	163.922	134.173	129.530	104.003	48.855	58.075	70.223	67.383
ARRUFATINA	36.724	34.264	37.147	37.542	31.453	43.344	23.992	14.629	32.203	34.757
CAPOLA	955	2.246	1.383	975	2.155				4.200	1.285
LORETINA	2.900	196	327		3.000			3.014	2.570	
OROVAL		340	319				8.860			
ESBAL	4.384	1.947	2.586	2.445	1.929	1.849	1.264	5.859	4.052	
FINA	691	1.663	682	3.052	2.107	867	494	2.520	2.939	
OROGROS	51.521	54.627	59.307	71.031	123.444	44.726	50.526	26.908	31.964	20.497
TOMATERA	655									
OCT-488	16.955	25.300	4.500	1.700	5.600					
CULTIFORT	10.000	5.500	15.450	22.355	10.455	26.200				
NULESSIN	944	378	1.393	1.088	1.881	8.797	1.738			
NEUFINA			1.934	5.700	7.121	4.323	3.793	2.649	677	3.946
CLEMENVERD		1.718		200	100	190				
CLEMENVAL		496			1.000	55				
CLEMENLATE		5.500								
NERO	475	14.372	17.867	16.847	1.332	169			205	
CLEMENCLARA					1.699	771		218		
CLEMENALBA					595					
ANDES 1							21.694		9.041	5.878
ARCCIT 1614										10.661
CLEMENTINA FINA										3.404
TOTAL	458.614	466.335	495.518	577.959	529.155	426.186	344.322	309.084	410.744	382.863



• EVOLUCIÓN PRODUCCIÓN MANDARINOS HÍBRIDOS (UDS).

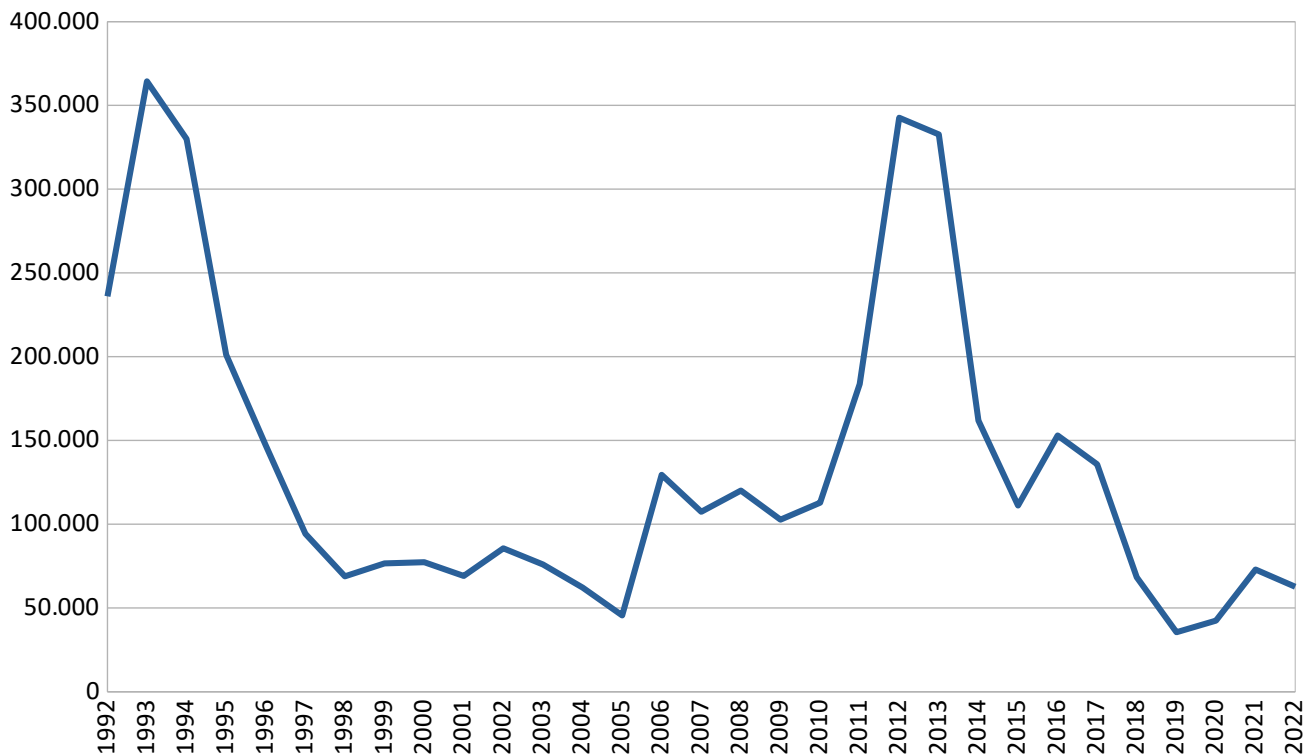
VARIETADES	2013	2014	2015	2016	2017	2018	2019	2020	2021	2022
NOVA	45.405	34.321	50.861	92.812	57.728	59.220	69.925	89.397	166.673	134.270
ORTANIQUE	25.300	44.001	18.721	32.262	6.017	1.866	3.773	8.321	3.400	6.484
FORTUNE	4.338	980	3.873	80		186				
AFOURER/Nadorcott	20.205	5.168	31.611	45.973	48.031	74.087	60.579	51.503	55.202	166.341
SAFOR	38.081	31.573	7.297	6.049	416	300	1.219	1.472		
MURCOTT	12.163	14.405	20.216	7.253	3.101	78		705	1.800	
GARBI	6.864	5.790	325	29	202					
QUEEN	24.634	38.551	17.589	11.560	9.948	6.652	10.120	6.870	1.240	3.082
PRIMOSOLE	3.560						1.064			
MONCADA	1.090									
MONCALINA		6.653	1.821	450	1.025	161				
MURTA		4.660	145			3.990				
ENCORE	4.200	375								
MAND COMUN SH							916	213	300	
LEANRI					9.055		2.423	110.500	106.323	157.271
MURINA					7.066	8.194	11.543	34.671	33.687	51.725
ORRI					5.345	5.090	12.508	23.971	17.852	13.592
TANG-GOLD					29.335	18.771	38.550	44.015	63.050	83.428
MANDANOVA SL							30.805	30.949	44.594	26.078
SPRIN SUNSHINE							24.553	7.015	26.276	2.084
ARCCIT 1614					200		5.044	15.856	3.772	
ELLEDALE										1.716
TOTAL	185.840	186.477	152.459	196.468	177.469	178.595	273.022	425.458	524.169	646.071



Fuente: Sección Certificación Vegetal 2022

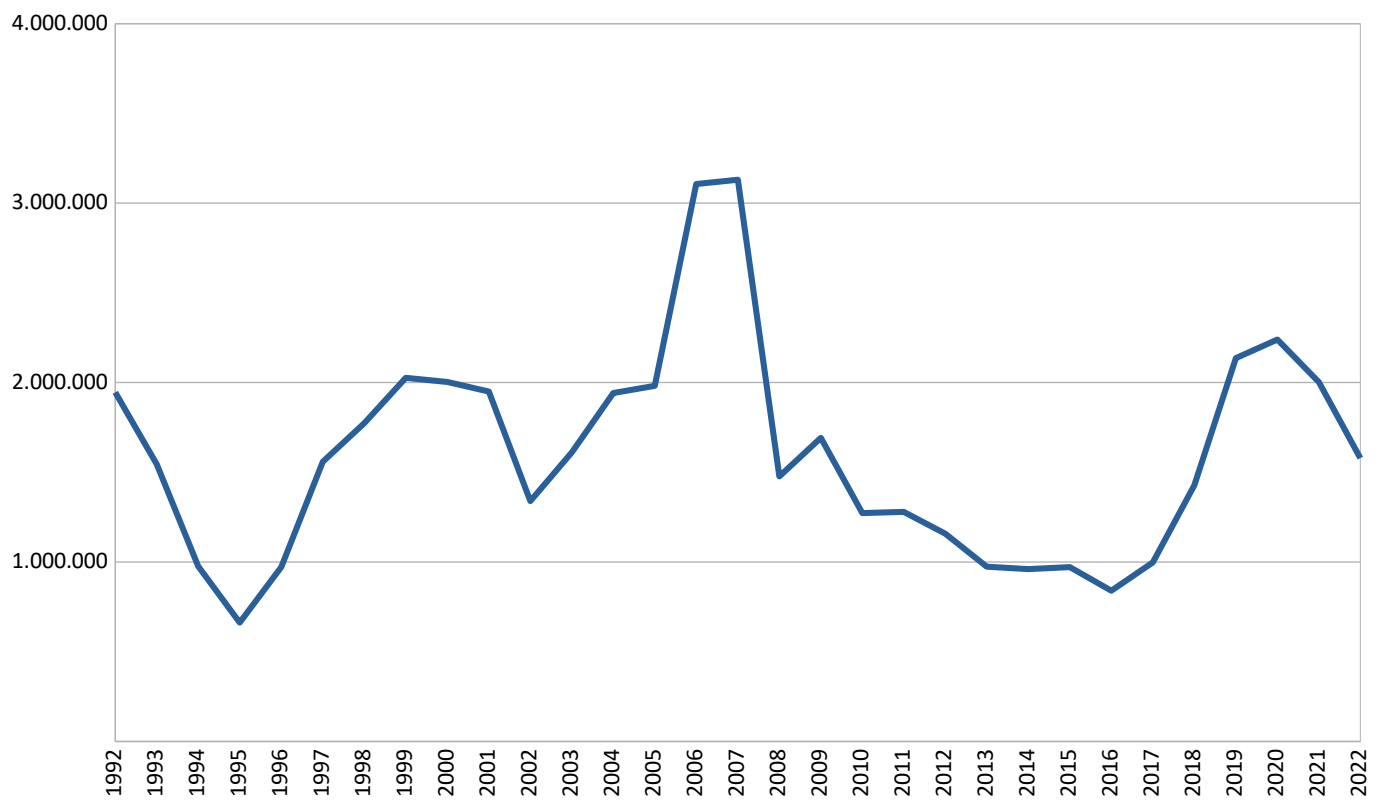
• EVOLUCIÓN PRODUCCIÓN SATSUMOS (UDS).

VARIETADES	2013	2014	2015	2016	2017	2018	2019	2020	2021	2022
OKITSU	93.120	48.200	41.359	36.939	26.036	13.829	7.198	4.621	7.726	15.143
OWARI (NUC)	113.829	74.801	60.372	110.703	109.047	53.576	28.249	37.748	62.252	47.464
IWASAKI	118.959	38.276	9.180	2.409	501	843			1.680	
CLAUSELLINA		166	25		100					
AOSHIMA	3.890	40	20	2.866						
IMAMURA	2.845	358	175							
BELA BELA									1.237	
TOTAL	332.643	161.841	111.131	152.917	135.684	68.248	35.447	42.369	72.895	62.607



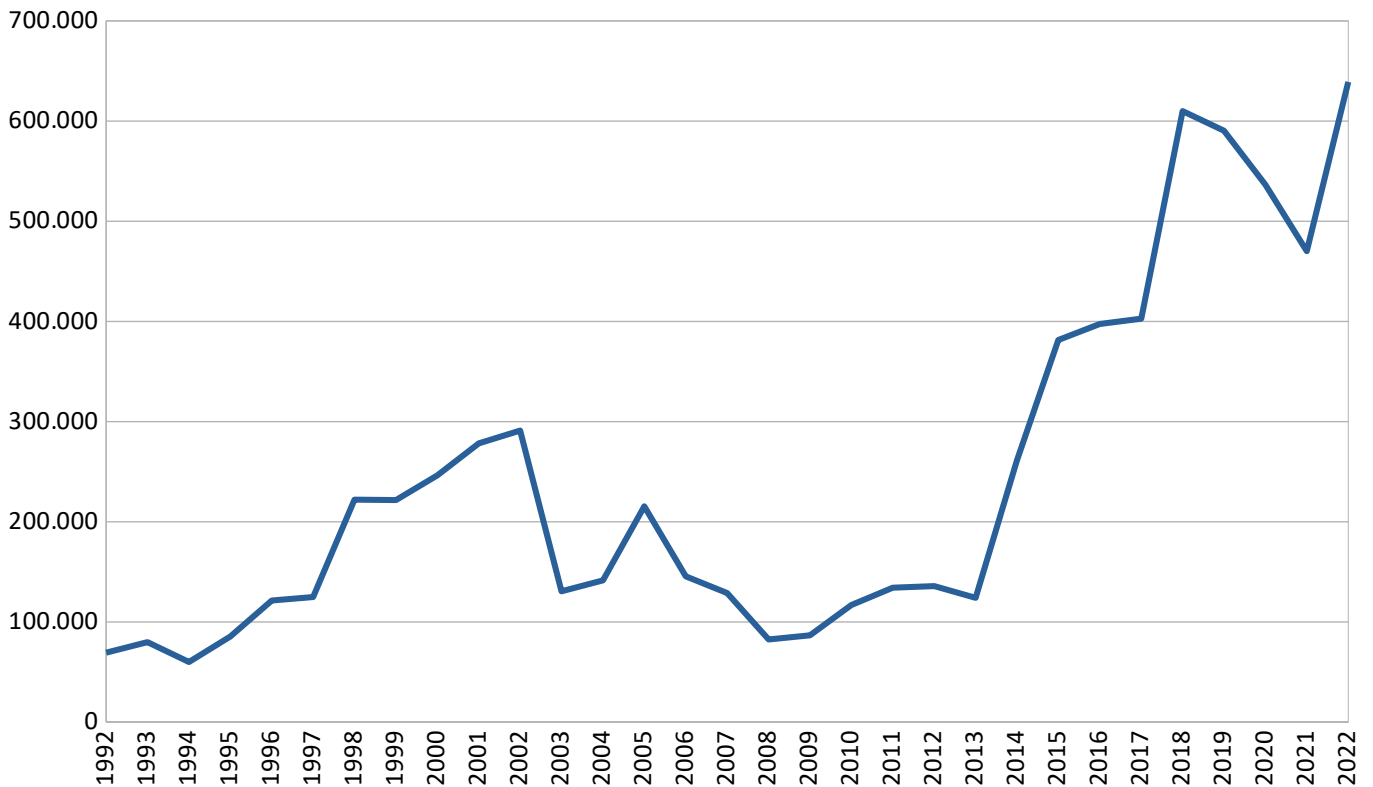
• EVOLUCIÓN PRODUCCIÓN NARANJOS (UDS).

VARIETADES	2013	2014	2015	2016	2017	2018	2019	2020	2021	2022
LANE LATE	158.944	143.313	100.149	148.569	165.944	372.388	513.789	423.347	305.902	319.879
NAVELINA	247.773	187.610	159.328	195.073	220.288	408.291	451.882	458.268	308.868	219.943
SALUSTIANA	53.985	61.327	80.091	71.720	88.084	96.176	94.574	62.833	47.906	25.048
W. NAVEL	37.292	49.976	30.368	28.072	34.546	28.497	26.355	21.534	30.349	28.910
POWELL S. N.	25.874	21.222	8.566	13.397	43.199	34.956	52.812	64.627	62.432	26.848
VALENCIA LATE	67.172	18.869	18.023	55.179	23.454	47.245	24.193	31.551	31.534	30.748
NAVELATE	3.971	11.842	6.607	18.812	22.529	11.615	6.328	5.224	7.709	4.446
V. DELTA S.	71.391	111.412	121.463	129.971	251.906	434.536	347.843	273.401	182.466	281.189
NEWHALL	10.136	9.299	4.111	6.175	3.761	2.816	4.139	6.500	8.706	4.252
CHISLETT S. N.	50.434	62.485	41.920	47.352	67.243	149.832	145.602	167.880	124.962	53.558
V. MIDKNIGHT	48.546	96.217	117.519	133.869	315.856	342.708	279.284	234.953	171.909	123.085
BARNFIELD S. N.	28.944	18.759	6.707	16.732	17.951	33.687	66.245	32.276	25.331	70.884
FUKUMOTO	74.276	41.274	13.628	30.238	27.415	23.341	30.545	45.827	32.444	14.049
BARBERINA	4.410	18.333	8.329	13.216	60.326	81.595	98.500	20.600	53.500	5.000
SANGUINELLI	12.222	13.637	14.577	13.655	36.591	51.224	34.295	66.609	63.771	37.688
ROHDE S								19.690		10.201
TAROCCO R.	568	1.016	7.600	6.225	6.686	4.121	9.443	11.500	13.387	6.171
CARACARA	3.210	6.039	12.056	14.316	9.240	9.305	9.025	12.357	30.175	27.950
M7	36.916	95.015	85.405	27.829	15.055	3.165		11.781	3.384	1.523
SUCREÑA	732	174	384	407	1.601	505	2.796	31.961	9.250	861
MORO	279	336	1.490	1.640			463		72	
V. TEMPRANA	2.010	220								
CADENERA		23								52.958
PINEAPPLE	390	50								256
HAMLIM		124								23.963
PARSON BROWN		16								
CASTELLANA	275	163								18.033
COMUNA	285	306	1.520							
BERNA PERET										
BERNALINA		150								
CAMBRIA		2.223		25.320	9.521					
PERA	20.210	351								
V. RHODE RED	420	8								
CANONETA							1.067		1.590	
FOLHA MURCHA		45								
RUBY VALENCIA					520				327	10.754
KIRKWOOD RED					1.160		4.535		15.774	26.635
LAVALLE					4.493	516	36.122		2.153	
V. LATE DON JOÃO									44.213	7.075
WIKTRANS									480	
TOTAL	960.665	971.834	839.841	997.767	1.427.369	2.136.519	2.239.837	2.002.719	1.578.594	1.431.907



• EVOLUCIÓN PRODUCCIÓN LIMONEROS/LIMEROS (UDS).

VARIETADES	2013	2014	2015	2016	2017	2018	2019	2020	2021	2022
EUREKA	97.485	107.353	117.429	141.300	147.320	177.413	150.031	156.297	174.700	139.638
FINO (MESERO)	89.614	131.451	134.028	152.996	258.818	188.411	184.721			
FINO BERI						4.330				
VERNA	57.973	120.101	101.415	69.278	176.998	177.984	127.627	191.694	152.443	128.764
BEARS LIMA	16.198	22.533	44.544	39.135	25.867	41.933	34.273	31.673	32.442	41.990
BETERA	18	69	0		220					
MEYER			0		330	105				3.500
MEJICANA limero					259	151				
EUREKA SL							10.352	14.869	40.124	16.274
3X97							25.576	45.590	20.817	16.426
CHAPARRO							4.000	10.642	4.217	3.948
B-1								9.924		
INTERDONATO								9.420	379	
FINO 95									128.667	101.863
FINO 49									85.236	59.048
VILLAFRANCA										2.300
TOTAL	261.288	381.507	397.416	402.709	609.812	590.327	536.580	470.109	639.025	513.751



• EVOLUCIÓN PRODUCCIÓN POMELOS (UDS).

VARIETADES	2013	2014	2015	2016	2017	2018	2019	2020	2021	2022
STAR RUBY	17.912	22.025	10.873	31.265	28.901	51.539	78.305	116.087	89.372	70.965
RIO RED		1.190	3.112	2.644	2.634	6.006	7.270	5.537	4.375	6.409
MARSH SEEDLESS	783	583	460	1.088	230	339		1.654	467	334
RED BLUSH										
CHANDLER								800		
OROBLANCO									10.497	2.736
TOTAL	18.695	23.798	14.445	34.997	31.765	57.884	85.575	124.078	104.711	80.444

