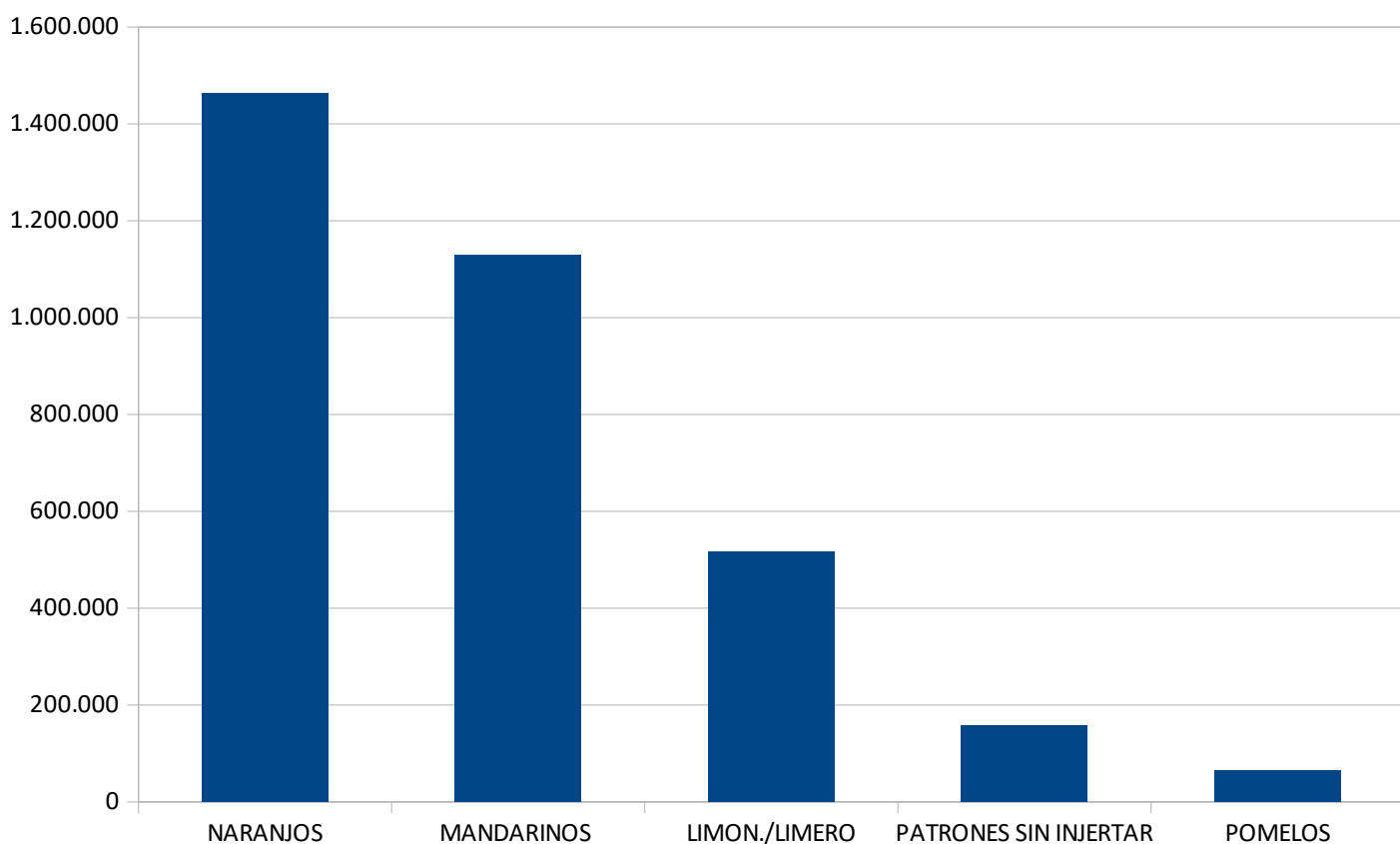


ESTADÍSTICA CÍTRICOS 2023 COMUNITAT VALENCIANA:

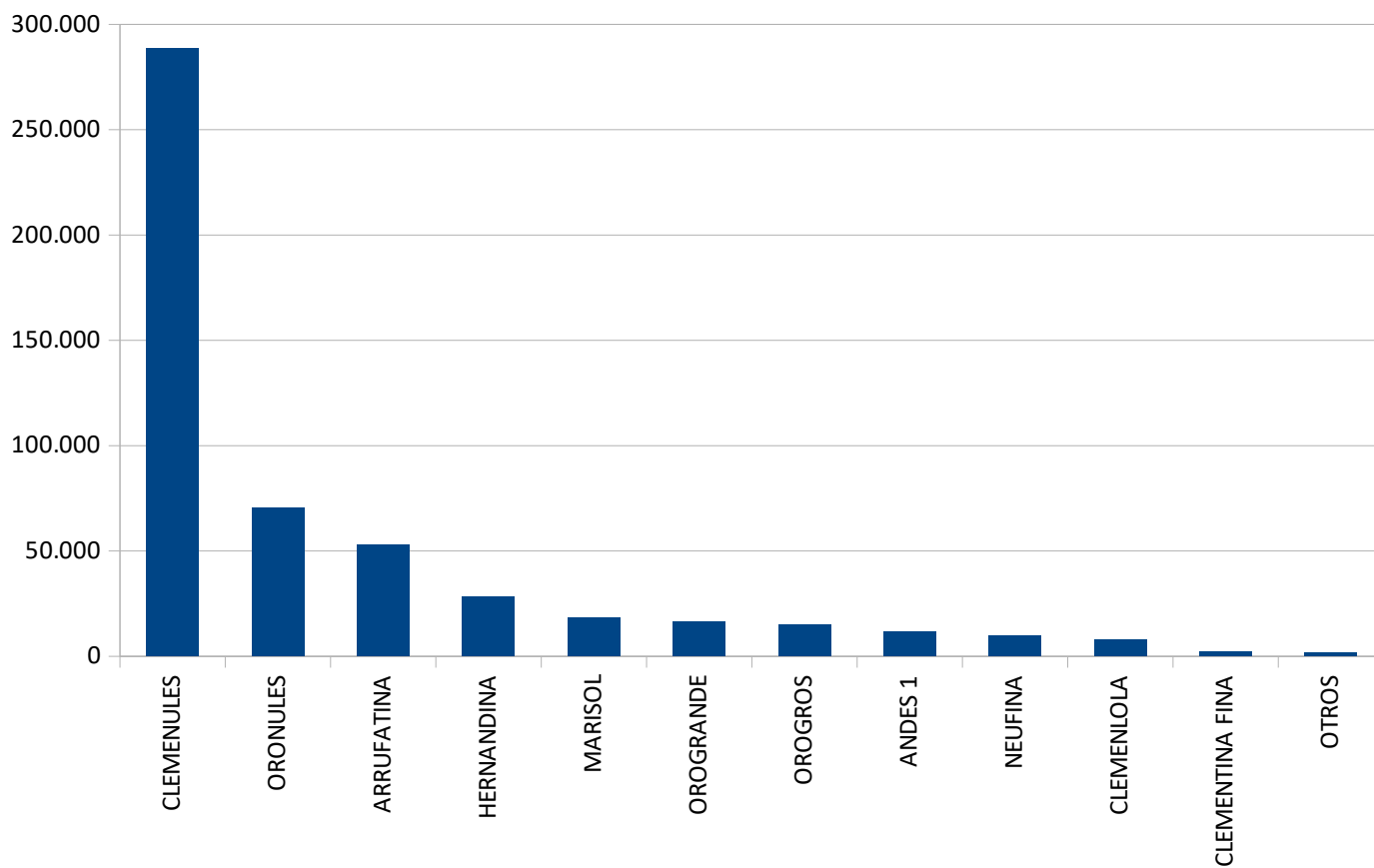
- **TOTAL PLANTONES CÍTRICOS (UDS).**

VARIEDAD-CLON	N.º PLANTAS
NARANJOS	1.462.381
MANDARINOS	1.129.569
LIMONERO/LIMERO	516.277
PATRONES SIN INJERTAR	158.341
POMELOS	65.008
TOTAL	3.331.576



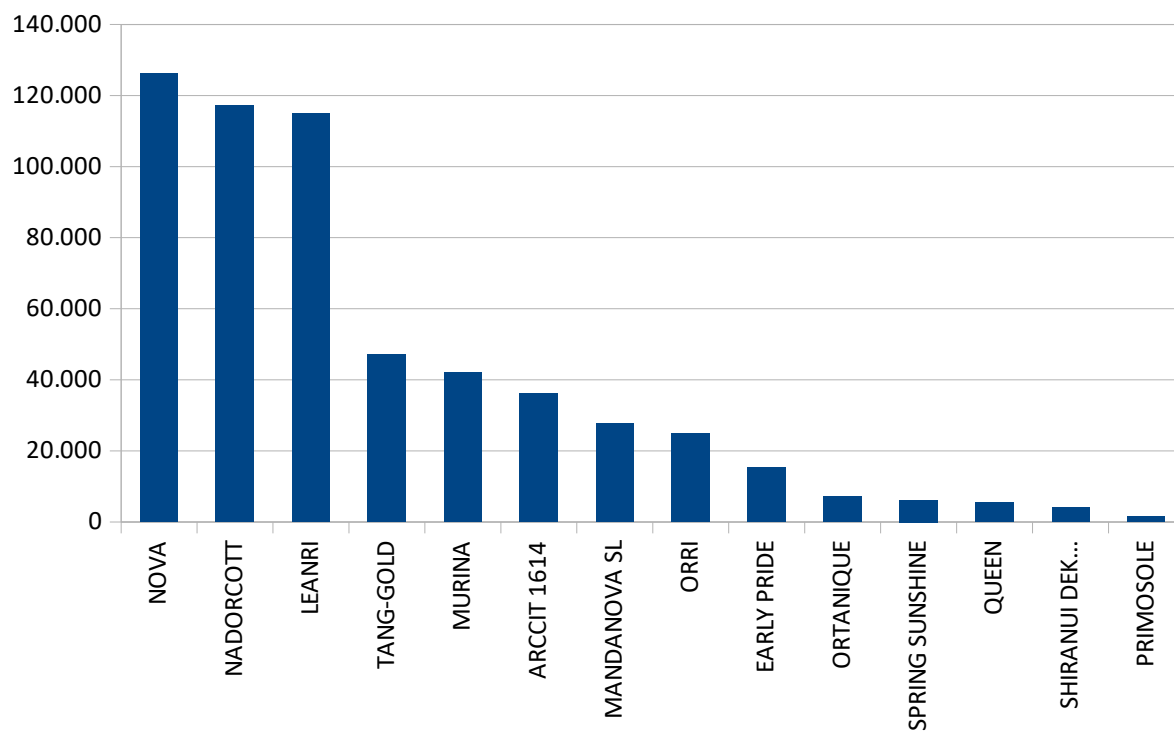
- **PLANTONES CLEMENTINOS POR VARIEDAD (UDS)**

VARIEDAD-CLON	Nº PLANTAS
CLEMENULES	288.581
ORONULES	70.431
ARRUFATINA	52.865
HERNANDINA	28.337
MARISOL	18.360
OROGRANDE	16.271
OROGROS	14.908
ANDES 1	11.716
NEUFINA	9.919
CLEMENLOLA	7.936
CLEMENTINA FINA	2.158
OTROS	1.800
Total Clementinos	523.282



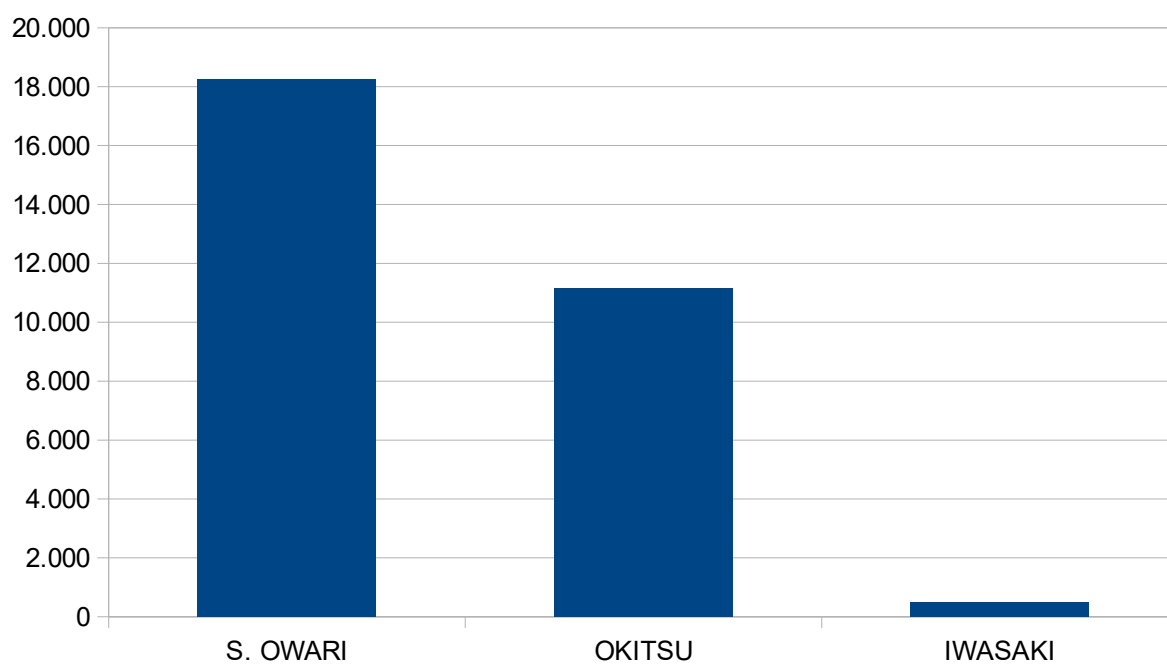
- **PLANTONES MANDARINOS HÍBRIDOS POR VARIEDAD (UDS)**

VARIEDAD-CLON	Nº PLANTAS
NOVA	126.293
NADORCOTT	117.305
LEANRI	114.930
TANG-GOLD	47.018
MURINA	42.161
ARCITT 1614	36.298
MANDANOVA SL	27.648
ORRI	24.920
EARLY PRIDE	15.322
ORTANIQUE	7.248
SPRING SUNSHINE	6.182
QUEEN	5.446
SHIRANUI DEKOPON	4.140
PRIMOSOLE	1.488
Total mand híbridos	576.399



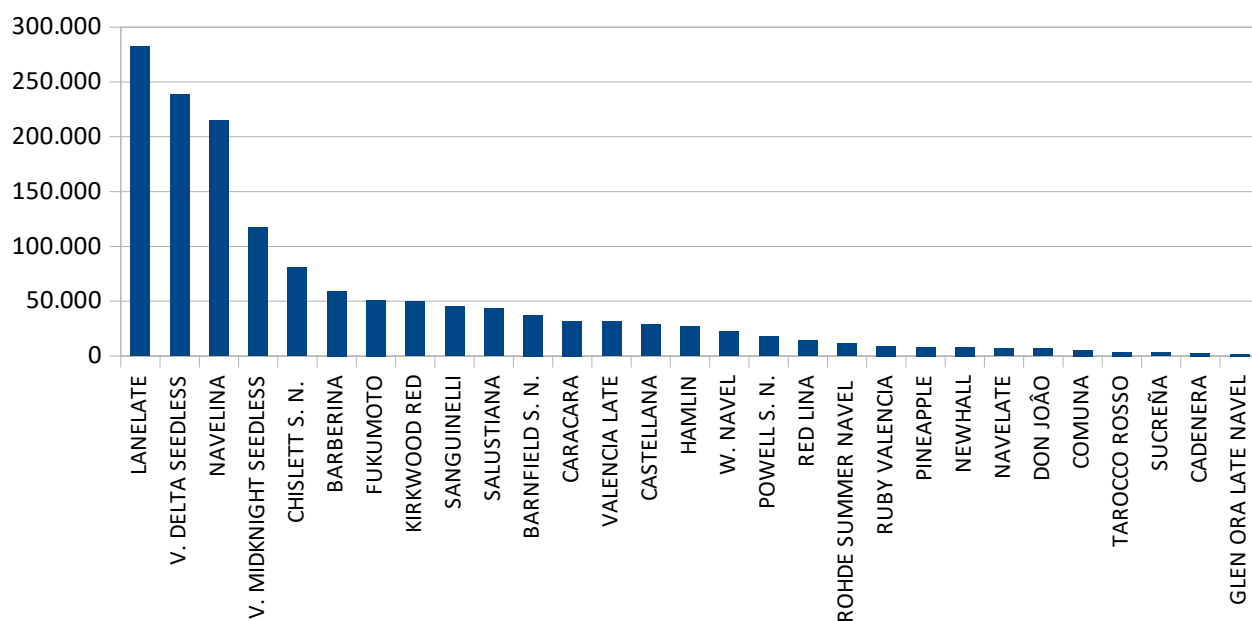
- **PLANTONES SATSUMOS POR VARIEDAD (UDS)**

VARIEDAD-CLON	Nº PLANTAS
S. OWARI	18.259
OKITSU	11.137
IWASAKI	492
Total satsumos	29.888



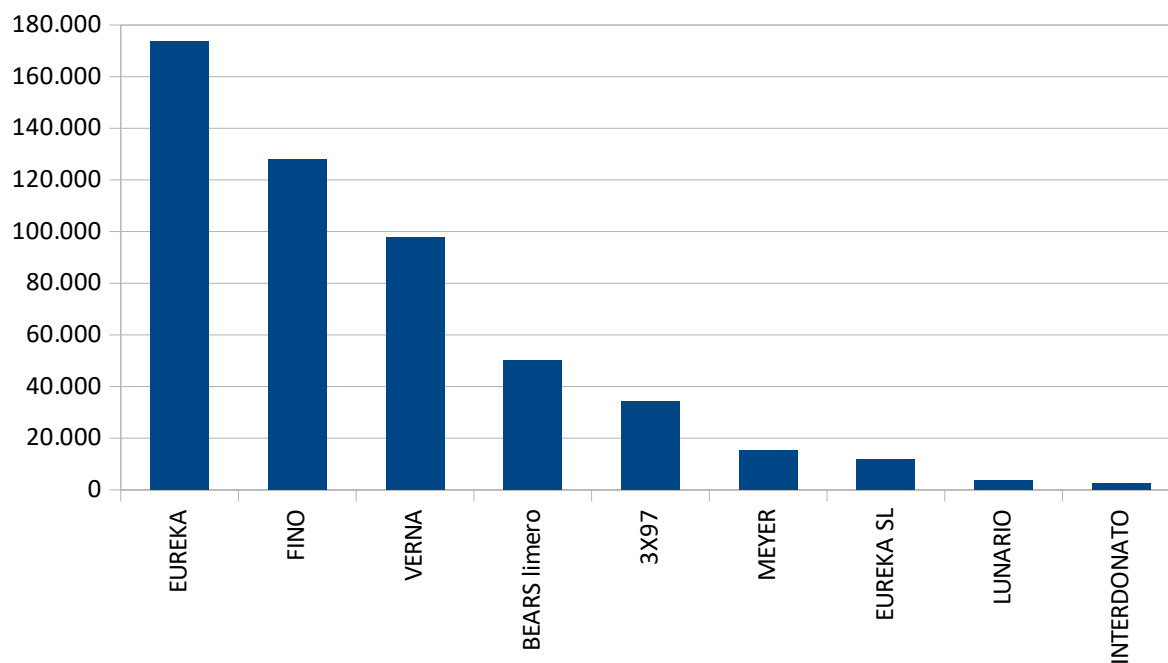
- **PLANTONES NARANJOS POR VARIEDAD (UDS)**

VARIEDAD-CLON	Nº PLANTAS
LANELATE	282.615
V. DELTA SEEDLESS	238.778
NAVELINA	214.820
V. MIDKNIGHT SEEDLESS	117.191
CHISLETT S. N.	81.048
BARBERINA	59.300
FUKUMOTO	50.952
KIRKWOOD RED	49.836
SANGUINELLI	45.206
SALUSTIANA	43.389
BARNFIELD S. N.	37.468
CARACARA	32.061
VALENCIA LATE	31.776
CASTELLANA	29.071
HAMLIN	26.673
W. NAVEL	22.454
POWELL S. N.	17.584
RED LINA	14.273
ROHDE SUMMER NAVEL	11.578
RUBY VALENCIA	9.139
PINEAPPLE	8.259
NEWHALL	8.142
NAVELATE	7.165
DON JOÃO	6.690
COMUNA	5.427
TAROCCO ROSSO	3.759
SUCREÑA	3.065
CADENERA	2.739
GLEN ORA LATE NAVEL	1.923
TOTAL NARANJOS	1.462.381



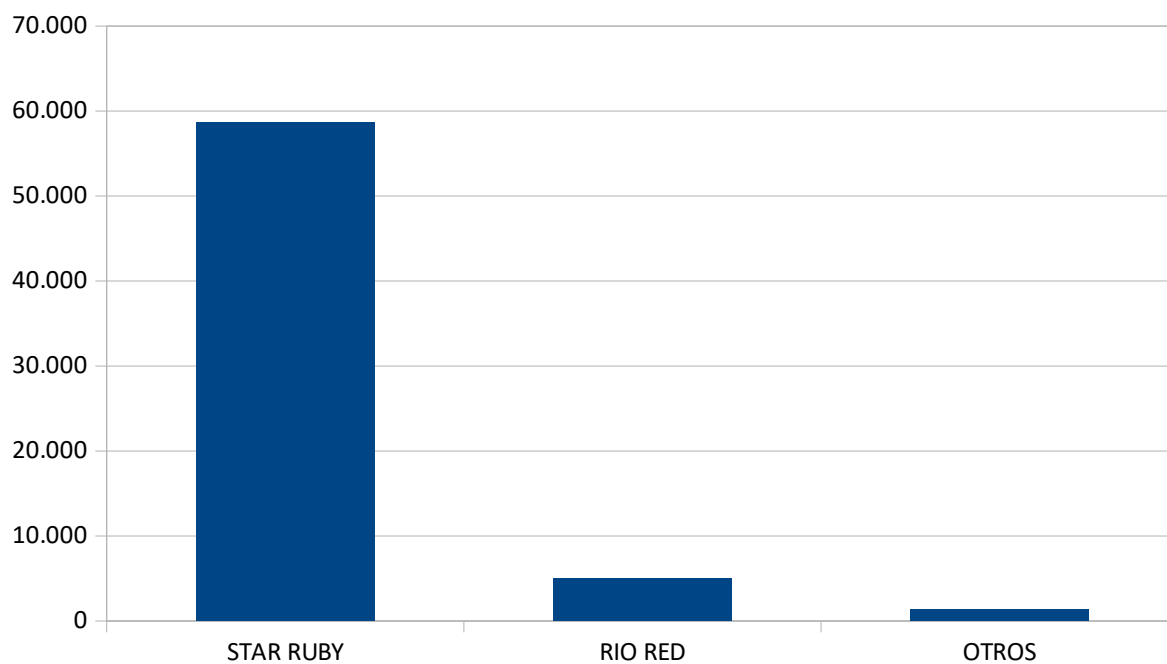
- **PLANTONES LIMONEROS/LIMEROS POR VARIEDAD (UDS)**

VARIEDAD-CLON	Nº PLANTAS
EUREKA	173.738
FINO	127.891
VERNA	97.626
BEARS limero	50.193
3X97	34.091
MEYER	15.200
EUREKA SL	11.609
LUNARIO	3.541
INTERDONATO	2.388
Total limoneros/limeros	516.277



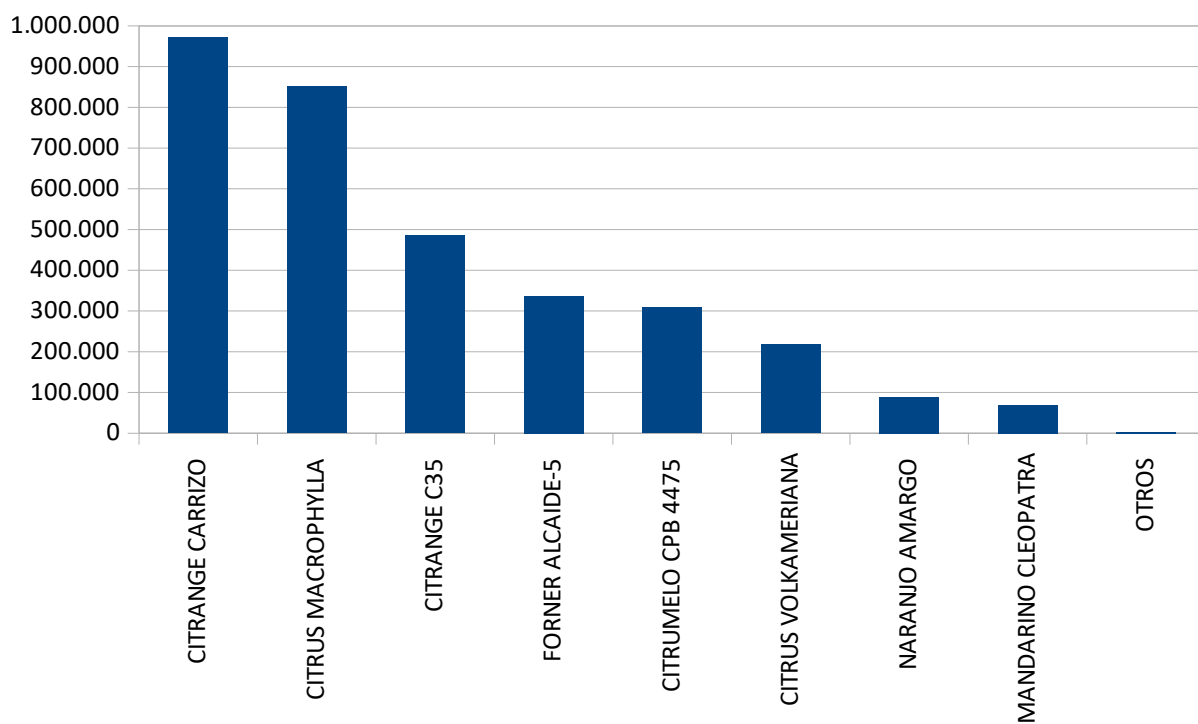
- **PLANTONES POMELOS POR VARIEDAD (UDS)**

VARIEDAD-CLON	Nº PLANTAS
STAR RUBY	58.674
RIO RED	5.034
OTROS	1.300
Total pomelos	65.008



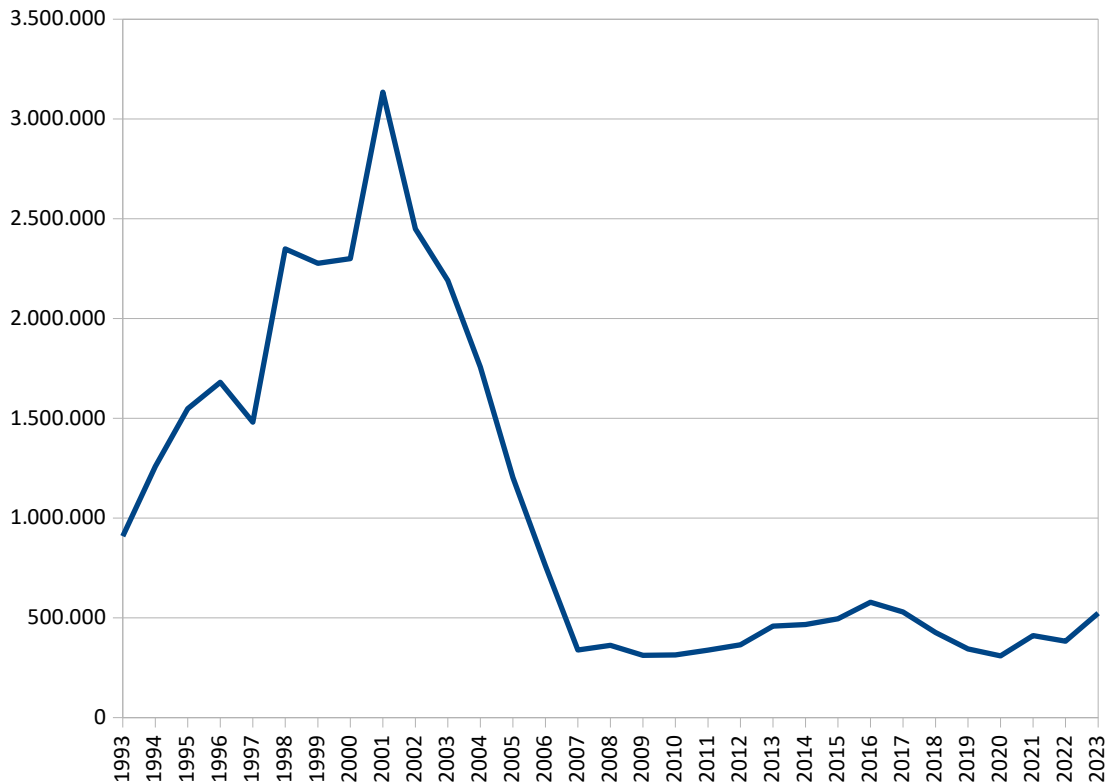
- PATRONES CÍTRICOS MÁS UTILIZADOS(UDS)**

PATRONES	Nº PLANTAS
CITRANGE CARRIZO	971.121
CITRUS MACROPHYLLA	851.046
CITRANGE C35	485.593
FORNER ALCAIDE-5	337.021
CITRUMELO CPB 4475	308.853
CITRUS VOLKAMERIANA	218.139
NARANJO AMARGO	88.120
MANDARINO CLEOPATRA	68.614
OTROS	3.069



• EVOLUCIÓN PRODUCCIÓN CLEMENTINOS (UDS).

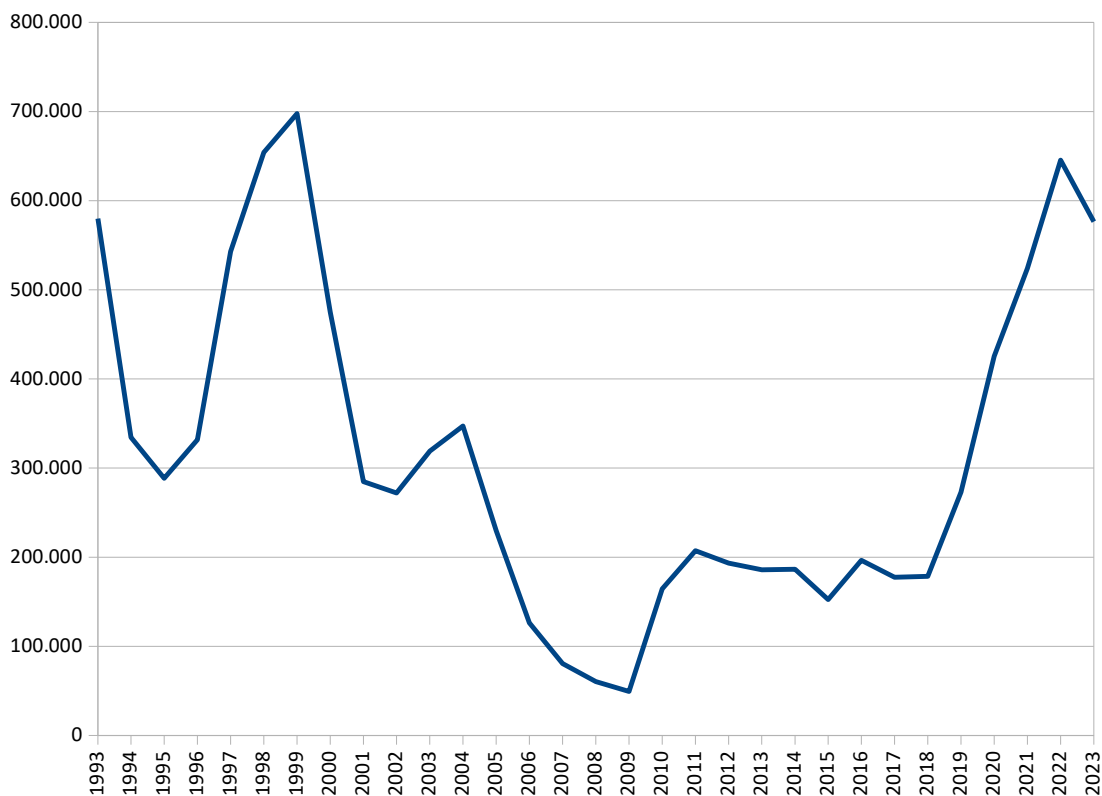
VARIETADES	2014	2015	2016	2017	2018	2019	2020	2021	2022	2023
CLEMENULES	127.444	138.553	214.571	151.328	153.961	155.215	157.895	199.493	181.638	288.581
OROGRANDE	10.361	11.812	13.155	14.496	10.007	8.159	8.300	18.220	12.361	16.271
MARISOL	21.139	12.986	13.549	10.809	8.904	3.707	14.716	18.508	14.667	18.360
HERNANDINA	15.994	15.440	19.953	18.012	12.480	16.025	14.301	15.245	26.386	28.337
CLEMENRUBI	19.998	9.910	19.623	11.109	5.540			1.204		
ORONULES	122.852	163.922	134.173	129.530	104.003	48.855	58.075	70.223	67.383	70.431
ARRUFATINA	34.264	37.147	37.542	31.453	43.344	23.992	14.629	32.203	34.757	52.865
CAPOLA	2.246	1.383	975	2.155				4.200	1.285	
LORETINA	196	327		3.000			3.014	2.570		
OROVAL	340	319				8.860				
ESBAL	1.947	2.586	2.445	1.929	1.849	1.264	5.859	4.052		394
FINA	1.663	682	3.052	2.107	867	494	2.520	2.939		
OROGROS	54.627	59.307	71.031	123.444	44.726	50.526	26.908	31.964	20.497	14.908
OCT-488	25.300	4.500	1.700	5.600						
CULTIFORT	5.500	15.450	22.355	10.455	26.200					
NULESSIN	378	1.393	1.088	1.881	8.797	1.738				
NEUFINA		1.934	5.700	7.121	4.323	3.793	2.649	677	3.946	9.919
CLEMENVERD	1.718		200	100	190					
CLEMENVAL	496			1.000	55					
CLEMENLATE	5.500									
NERO	14.372	17.867	16.847	1.332	169			205		
CLEMENLOLA										7.936
CLEMENCLARA				1.699	771		218			
CLEMENALBA				595						
COMÚN APIRENO										500
CLEMENTURIA										906
ANDES 1						21.694		9.041	5.878	11.716
CLEMENTINA FINA									3.404	2.158
TOTAL	466.335	495.518	577.959	529.155	426.186	344.322	309.084	410.744	382.863	523.282



Fuente: Sección Certificación Vegetal 2023

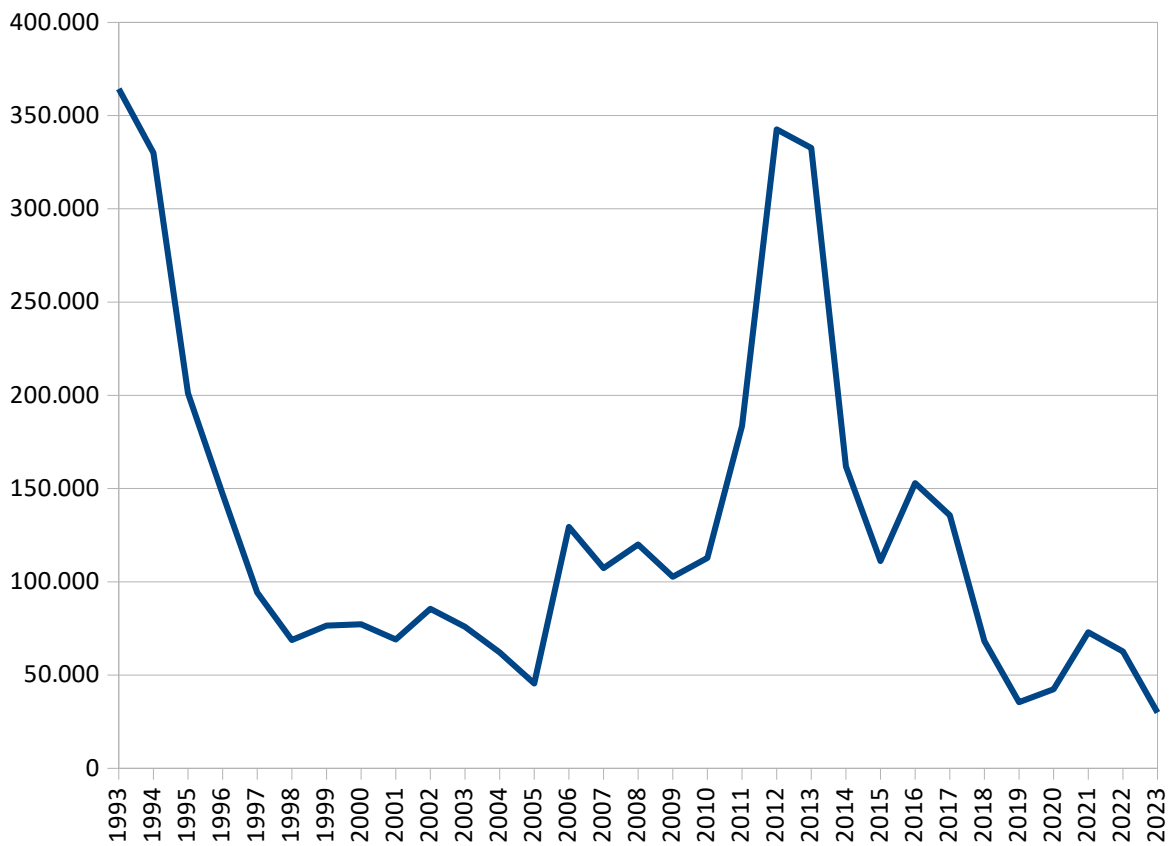
• EVOLUCIÓN PRODUCCIÓN MANDARINOS HÍBRIDOS (UDS).

VARIETADES	2014	2015	2016	2017	2018	2019	2020	2021	2022	2023
NOVA	34.321	50.861	92.812	57.728	59.220	69.925	89.397	166.673	134.270	126.293
ORTANIQUE	44.001	18.721	32.262	6.017	1.866	3.773	8.321	3.400	6.484	7.248
FORTUNE	980	3.873	80		186					
AFOURER/Nadorcott	5.168	31.611	45.973	48.031	74.087	60.579	51.503	55.202	166.341	117.305
SAFOR	31.573	7.297	6.049	416	300	1.219	1.472			
MURCOTT	14.405	20.216	7.253	3.101	78		705	1.800		
GARBI	5.790	325	29	202						
QUEEN	38.551	17.589	11.560	9.948	6.652	10.120	6.870	1.240	3.082	5.446
PRIMOSOLE						1.064				1.488
MONCALINA	6.653	1.821	450	1.025	161					
MURTA	4.660	145			3.990					
ENCORE	375									
MAND COMUN SH						916	213	300		
LEANRI				9.055		2.423	110.500	106.323	157.271	114.930
MURINA				7.066	8.194	11.543	34.671	33.687	51.725	42.161
ORRI				5.345	5.090	12.508	23.971	17.852	13.592	24.920
TANG-GOLD				29.335	18.771	38.550	44.015	63.050	83.428	47.018
MANDANOVA SL						30.805	30.949	44.594	26.078	27.648
SPRING SUNSHINE						24.553	7.015	26.276	2.084	6.182
ARCCIT 1614				200		5.044	15.856	3.772	10.661	36.298
EARLY PRIDE										15.322
SHIRANUI DEKOPON										4.140
ELLENDALE									1.716	
TOTAL	186.477	152.459	196.468	177.469	178.595	273.022	425.458	524.169	656.732	576.399



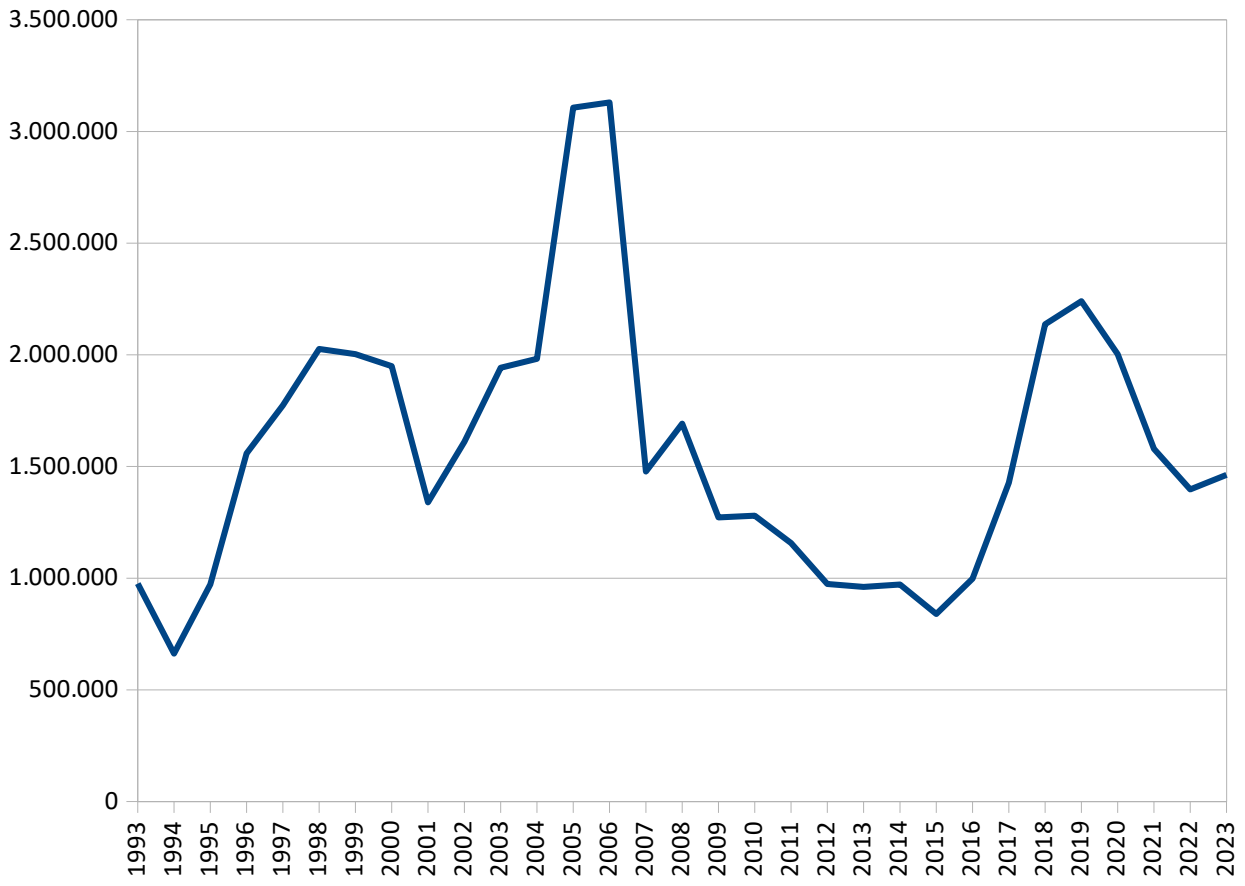
• EVOLUCIÓN PRODUCCIÓN SATSUMOS (UDS).

VARIETADES	2014	2015	2016	2017	2018	2019	2020	2021	2022	2023
OKITSU	48.200	41.359	36.939	26.036	13.829	7.198	4.621	7.726	15.143	11.137
OWARI (NUC)	74.801	60.372	110.703	109.047	53.576	28.249	37.748	62.252	47.464	18.259
IWASAKI	38.276	9.180	2.409	501	843			1.680		492
CLAUSELLINA	166	25		100						
AOSHIMA	40	20	2.866							
IMAMURA	358	175								
BELA BELA								1.237		
TOTAL	161.841	111.131	152.917	135.684	68.248	35.447	42.369	72.895	62.607	29.888



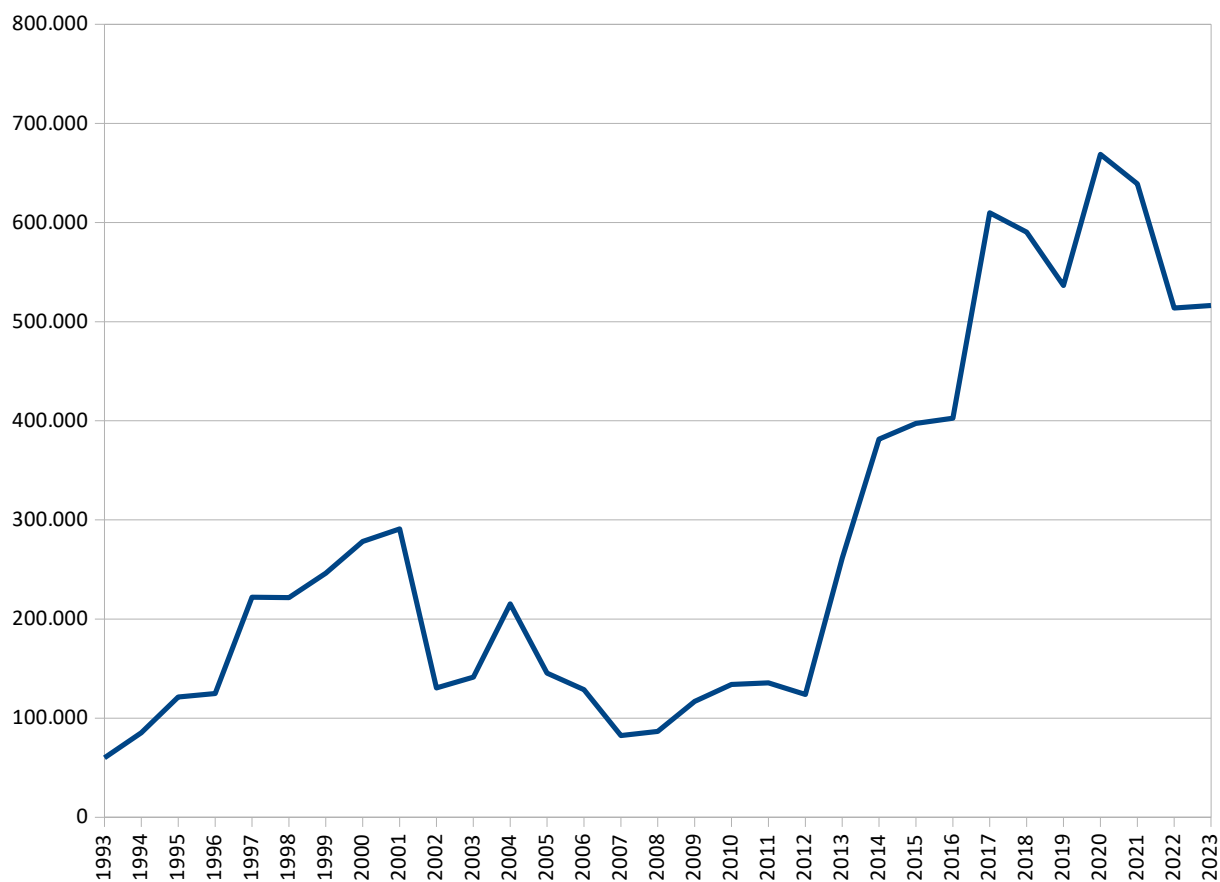
• EVOLUCIÓN PRODUCCIÓN NARANJOS (UDS).

VARIETADES	2014	2015	2016	2017	2018	2019	2020	2021	2022	2023
LANE LATE	143.313	100.149	148.569	165.944	372.388	513.789	423.347	305.902	319.879	282.615
NAVELINA	187.610	159.328	195.073	220.288	408.291	451.882	458.268	308.868	219.943	214.820
SALUSTIANA	61.327	80.091	71.720	88.084	96.176	94.574	62.833	47.906	25.048	43.389
W. NAVEL	49.976	30.368	28.072	34.546	28.497	26.355	21.534	30.349	28.910	22.454
POWELL S. N.	21.222	8.566	13.397	43.199	34.956	52.812	64.627	62.432	26.848	17.584
VALENCIA LATE	18.869	18.023	55.179	23.454	47.245	24.193	31.551	31.534	30.748	31.776
NAVELATE	11.842	6.607	18.812	22.529	11.615	6.328	5.224	7.709	4.446	7.165
V. DELTA S.	111.412	121.463	129.971	251.906	434.536	347.843	273.401	182.466	281.189	238.778
NEWHALL	9.299	4.111	6.175	3.761	2.816	4.139	6.500	8.706	4.252	8.142
CHISLETT S. N.	62.485	41.920	47.352	67.243	149.832	145.602	167.880	124.962	53.558	81.048
V. MIDKNIGHT	96.217	117.519	133.869	315.856	342.708	279.284	234.953	171.909	123.085	117.191
BARNFIELD S. N.	18.759	6.707	16.732	17.951	33.687	66.245	32.276	25.331	70.884	37.468
FUKUMOTO	41.274	13.628	30.238	27.415	23.341	30.545	45.827	32.444	14.049	50.952
BARBERINA	18.333	8.329	13.216	60.326	81.595	98.500	20.600	53.500	5.000	59.300
SANGUINELLI	13.637	14.577	13.655	36.591	51.224	34.295	66.609	63.771	37.688	45.206
ROHDE S							19.690		10.201	11.578
TAROCCO R.	1.016	7.600	6.225	6.686	4.121	9.443	11.500	13.387	6.171	3.759
CARACARA	6.039	12.056	14.316	9.240	9.305	9.025	12.357	30.175	27.950	32.061
GLEN ORA LATE NAVEL										1.122
RED LINA										14.273
M7	95.015	85.405	27.829	15.055	3.165		11.781	3.384	1.523	801
SUCREÑA	174	384	407	1.601	505	2.796	31.961	9.250	861	3.065
MORO	336	1.490	1.640			463		72		
V. TEMPRANA	220									
CADENERA	23								52.958	2.739
PINEAPPLE	50								256	8.259
HAMLIM	124								23.963	26.673
PARSON BROWN	16									
CASTELLANA	163								18.033	29.071
COMUNA	306	1.520								5.427
BERNALINA	150									
CAMBRIA	2.223		25.320	9.521						
PERA	351									
V. RHODE RED	8									
CANONETA						1.067		1.590		
FOLHA MURCHA	45									
RUBY VALENCIA				520				327	10.754	9.139
KIRKWOOD RED				1.160		4.535		15.774	26.635	49.836
LAVALLE				4.493	516	36.122		2.153		
V. LATE DON JOÃO								44.213	7.075	6.690
WIKTRANS								480		
TOTAL	971.834	839.841	997.767	1.427.369	2.136.519	2.239.837	2.002.719	1.578.594	1.431.907	1.462.381



- EVOLUCIÓN PRODUCCIÓN LIMONEROS/LIMEROS (UDS).

VARIETADES	2014	2015	2016	2017	2018	2019	2020	2021	2022	2023
EUREKA	107.353	117.429	141.300	147.320	177.413	150.031	156.297	174.700	139.638	173.738
FINO	131.451	134.028	152.996	258.818	188.411	184.721	198.761	213.903	160.911	127.891
FINO BERI					4.330					
VERNA	120.101	101.415	69.278	176.998	177.984	127.627	191.694	152.443	128.764	97.626
BEARS LIMA	22.533	44.544	39.135	25.867	41.933	34.273	31.673	32.442	41.990	50.193
BETERA	69			220						
MEYER				330	105				3.500	15.200
MEJICANA limero				259	151					
EUREKA SL						10.352	14.869	40.124	16.274	11.609
3X97						25.576	45.590	20.817	16.426	34.091
CHAPARRO						4.000	10.642	4.217	3.948	
B-1							9.924			
LUNARIO										3.541
INTERDONATO							9.420	379		2.388
VILAFRANCA									2.300	
TOTAL	381.507	397.416	402.709	609.812	590.327	536.580	668.870	639.025	513.751	516.277



• EVOLUCIÓN PRODUCCIÓN POMELOS (UDS).

VARIETADES	2014	2015	2016	2017	2018	2019	2020	2021	2022	2023
STAR RUBY	22.025	10.873	31.265	28.901	51.539	78.305	116.087	89.372	70.965	58.674
RIO RED	1.190	3.112	2.644	2.634	6.006	7.270	5.537	4.375	6.409	5.034
MARSH SEEDLESS	583	460	1.088	230	339		1.654	467	334	400
CHANDLER							800			
OROBLANCO								10.497	2.736	900
TOTAL	23.798	14.445	34.997	31.765	57.884	85.575	124.078	104.711	80.444	65.008

